


# Interactive System インタラクティブ システム特論 (5)

Hiroyuki Kajimoto  
kajimoto@uec.ac.jp  
Twitter kajimoto



# Outline of the lecture

1. 人間計測手法／Measuring Human
2. 視覚／Human Vision System
3. 視覚センシング／Visual Sensing
4. 視覚ディスプレイ／Visual Display
5. 聴覚、聴覚インタフェース／Auditory Interface
6. 触覚、触覚インタフェース／Tactile Interface
7. 力覚、力覚インタフェース／Haptic Interface
8. 移動感覚インタフェース／Locomotion Interface



# TODAY'S TOPIC

## 1. Ear Mechanism

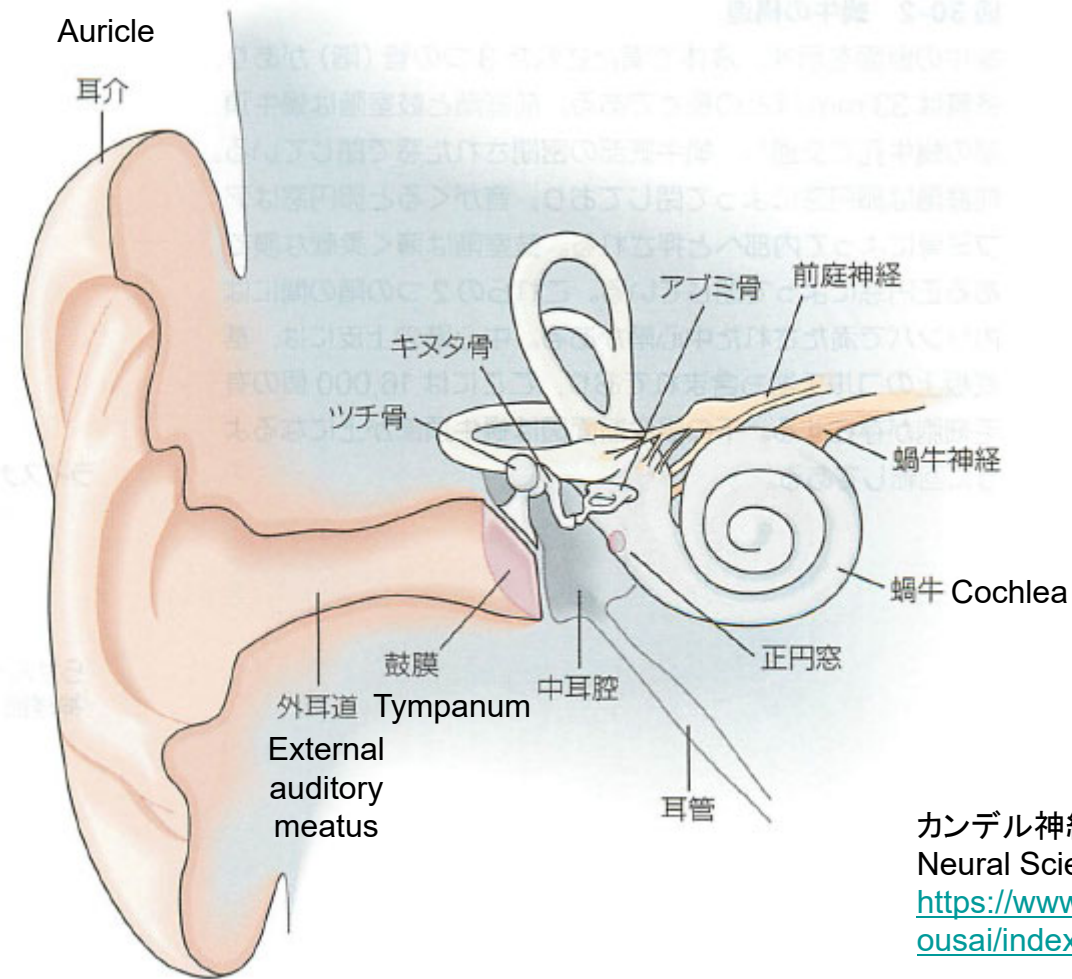
## 2. Auditory Perception

## 3. Interactive System

1. Auditory Devices
2. 3D Audio
3. Synthesis of Auditory and other sensations
4. Auditory sensation and welfare engineering



# Ear Mechanism



カandel神経科学(Principles of Neural Science)  
<https://www.medsi.co.jp/kandel/syousai/index.html>

External Ear  
外耳

Middle Ear  
中耳

Internal Ear  
内耳



# Journey of Sound to the Brain

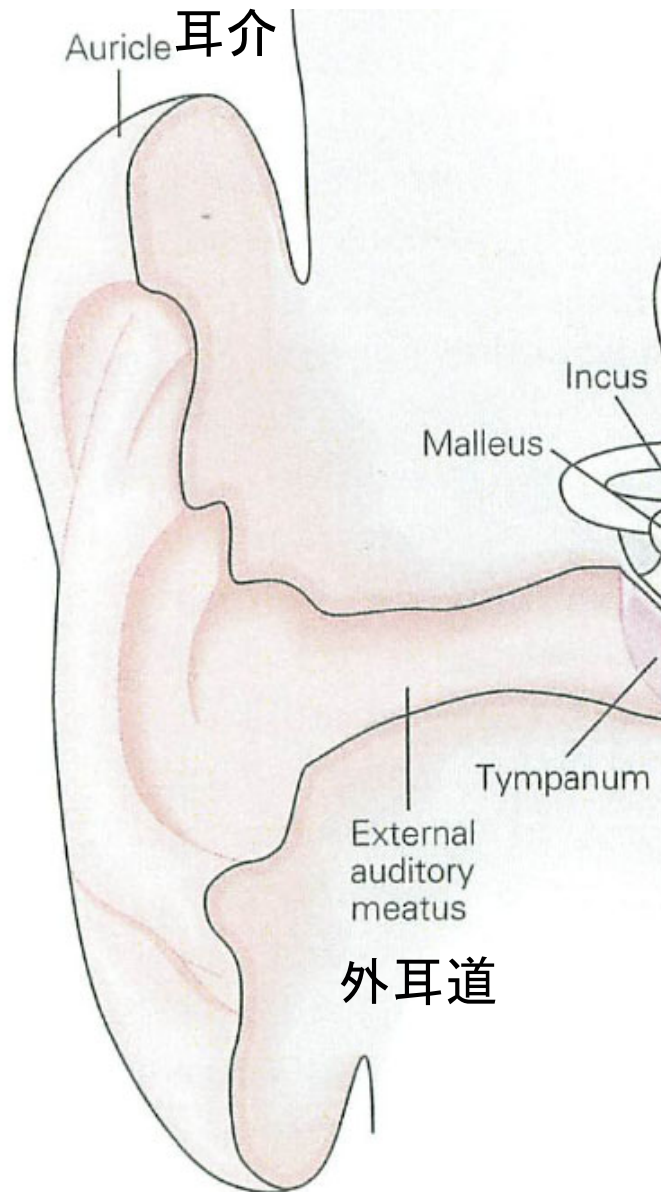


National Institute on  
Deafness and Other  
Communication Disorders

<https://www.youtube.com/watch?v=eQEaiZ2j9oc>



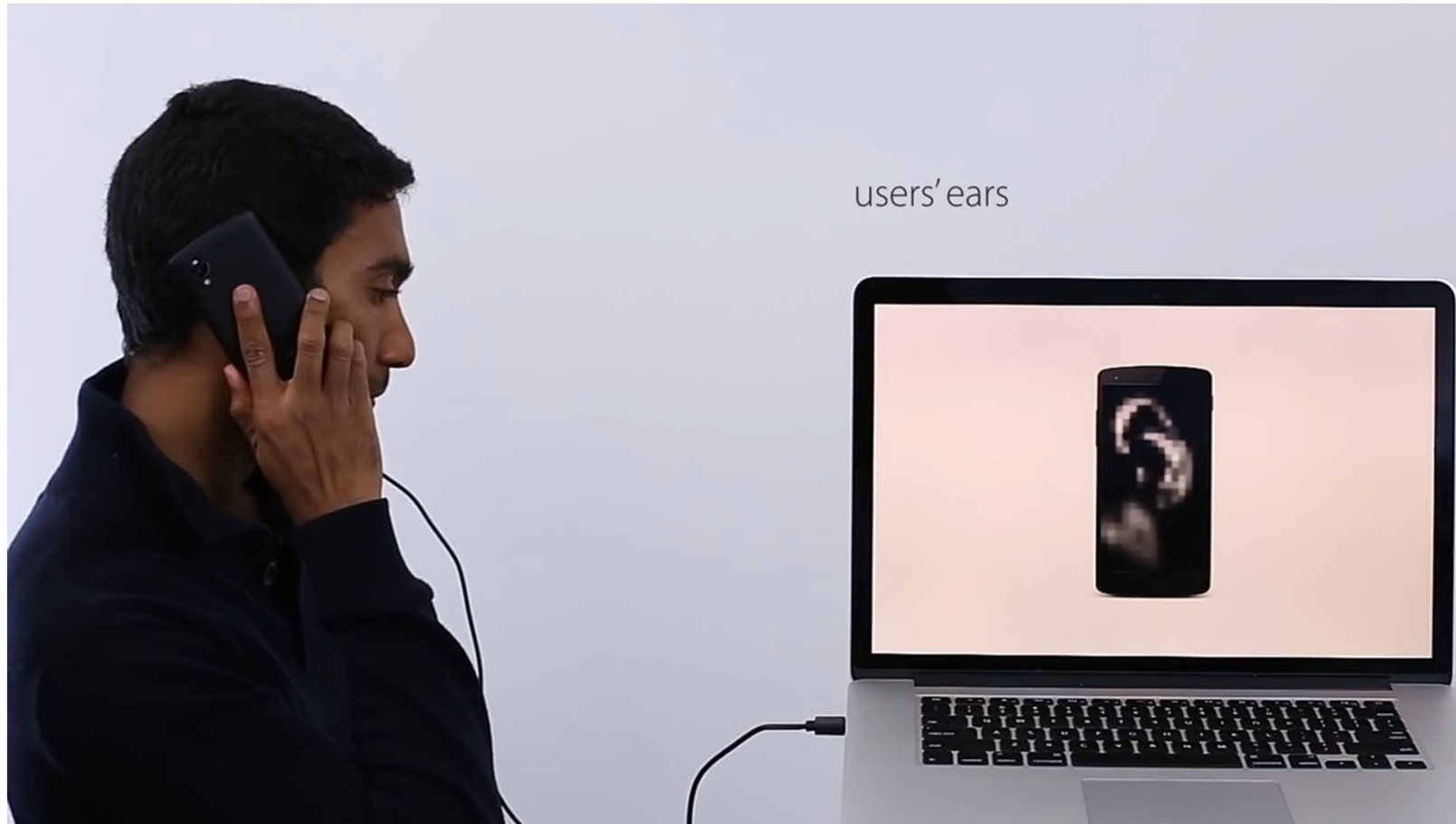
# 外耳 / External Ear



- 耳介 / Auricle
  - 集音 / Collection of sound
  - 方向定位 / Directional sensation
- 外耳道 / External Auditory Meatus
  - 共鳴管 / A resonating pipe.
  - $2.5-3.5\text{cm} = 1/4\lambda$
  - Lowest resonant freq. = 3-4kHz



(CHI2015) Bodyprint: Biometric User Identification on Mobile Devices Using the Capacitive Touchscreen to Scan Body Parts Christian Holz, Senaka Buthpitiya, Marius Knaust

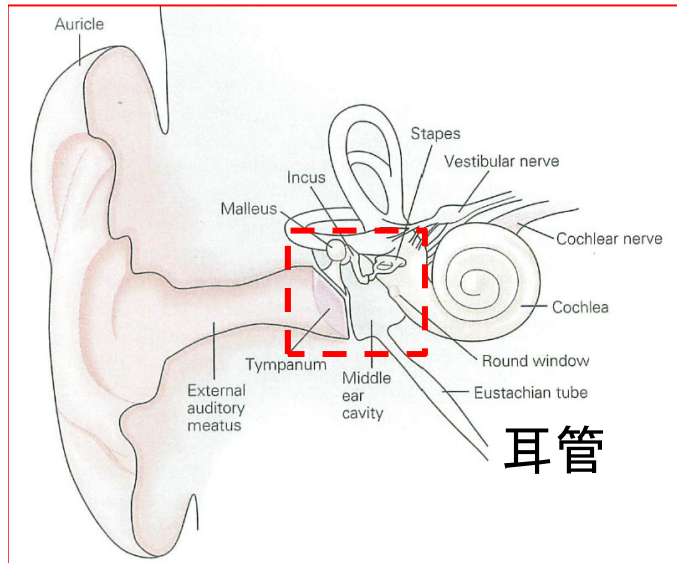


<https://www.youtube.com/watch?v=JrK1wQjh980>

マルチタッチ機能により身体各部を押し付けた際の魚拓をとる。特に耳の形を取ると認証に使える(実際歴史的には耳の形は指紋よりも先に犯罪捜査に使われていた)

Body print can be obtained by multi-touch smartphone and used for authentication. Especially, the shape of ear is the best (historically, it has been used in criminal investigations before fingerprints.)

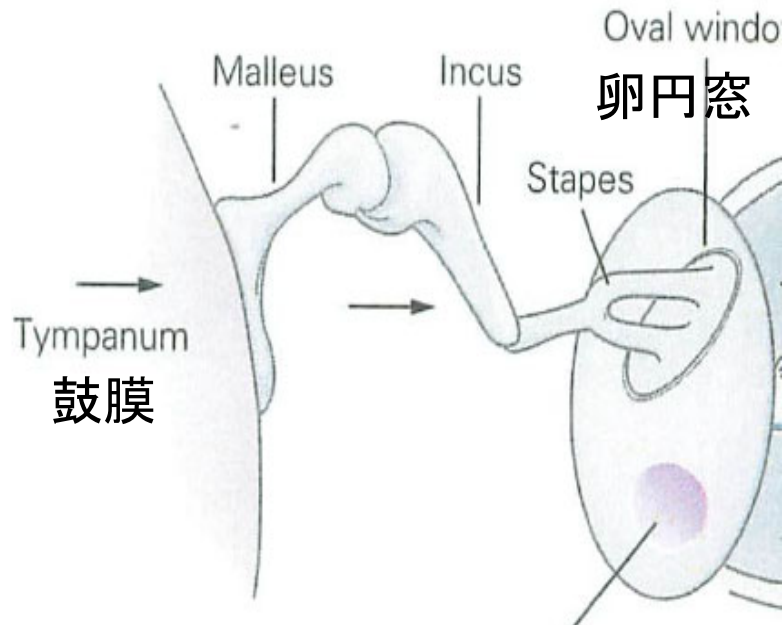
# 中耳／Middle Ear



- 鼓膜／Tympanum
  - 厚み／Thickness 0.1mm
  - 直径／Diameter 8-9mm
  - 知覚可能最小振幅  
／Min. Amplitude 0.12  $\mu\text{m}$

- 耳小骨／Ear ossicles (tiny bones)

- うち、きぬた、あぶみ骨  
Malleus, Incus, Stapes
- 増幅／Amplification
- 筋肉が付属：強い音で硬くなる反射(減弱反射)  $\Rightarrow$  伝達を減衰／Connected muscle modulate transfer efficiency (attenuation reflex)



- 耳管／Eustachian tube

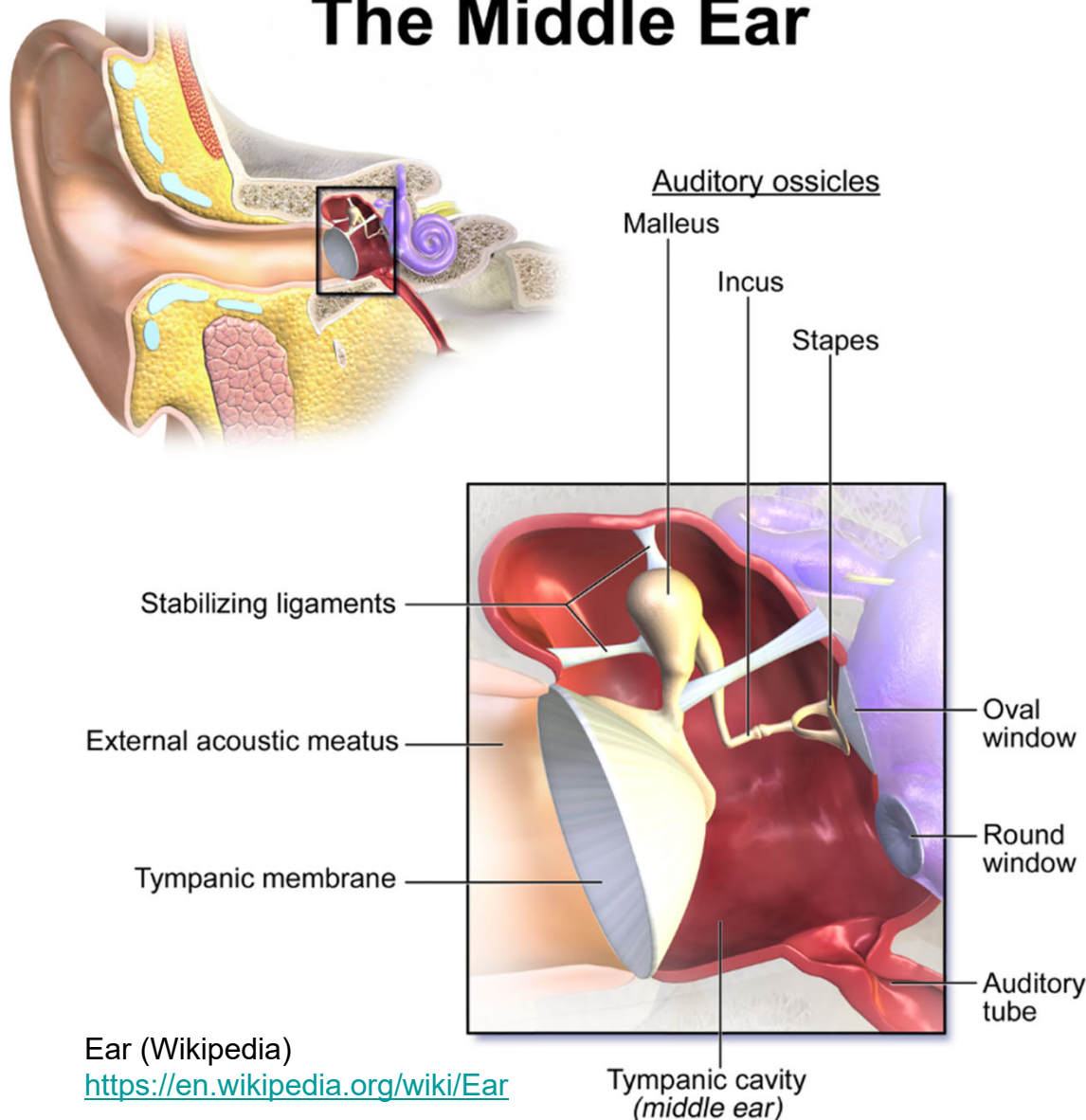
- 気圧調整／Connected to throat and keeps air pressure





# 中耳における力の増幅／Lever Mechanism at Middle Ear

## The Middle Ear



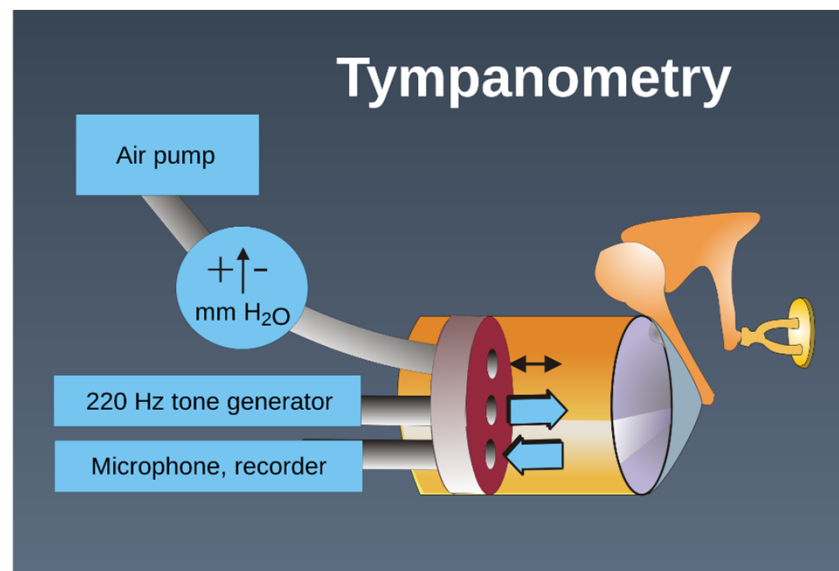
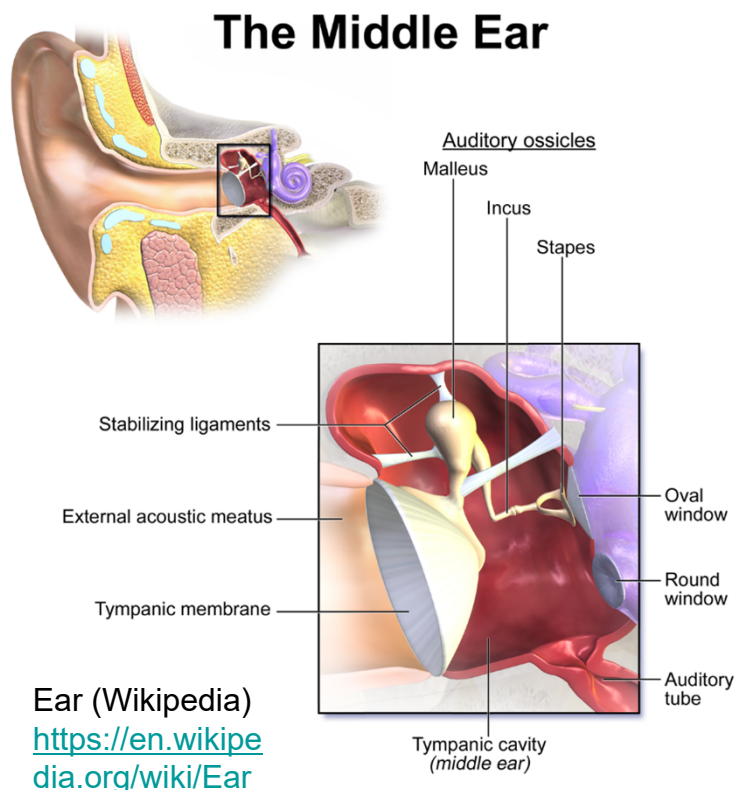
空気振動で液体を駆動？  
How to drive Fluid by Air?

- Fluid has 4000x more impedance than Air (Most energy is reflected)
- Tympanum size is **17x** larger than Oval Window.
- 3 Bones has **1.3x** mechanical lever
- In total, force is magnified **22x**.

Ear (Wikipedia)  
<https://en.wikipedia.org/wiki/Ear>



# 中耳検査／Examination of Middle Ear



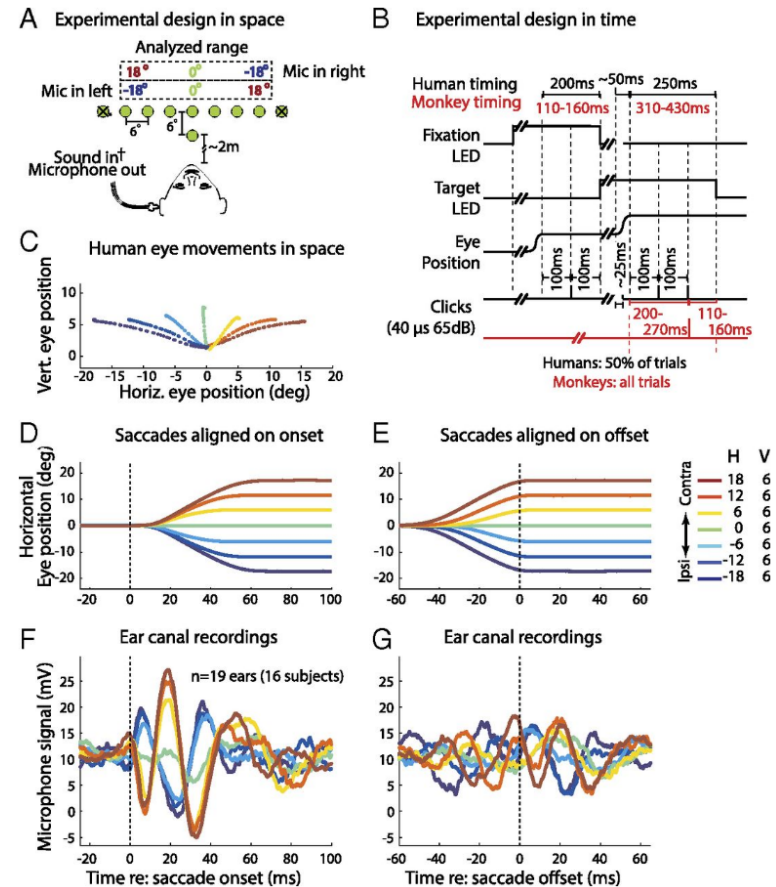
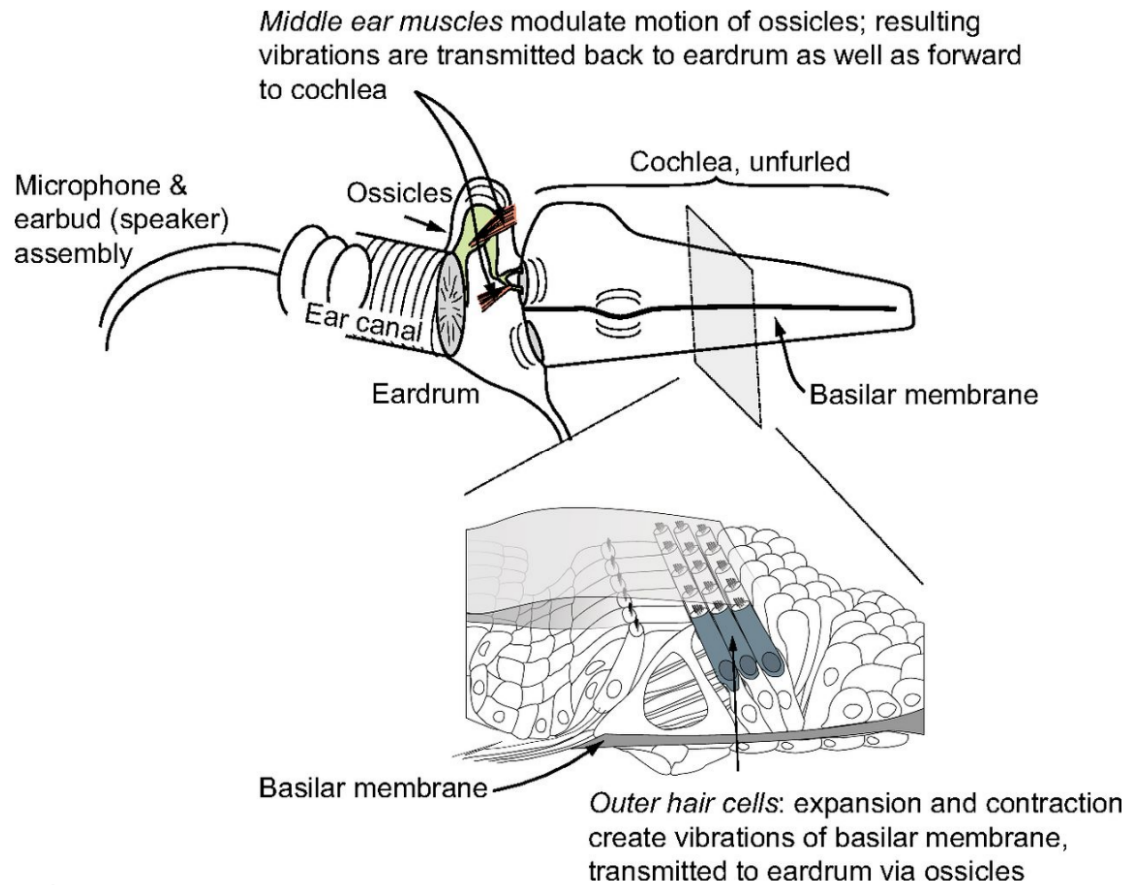
Tympanometry  
<https://en.wikipedia.org/wiki/Tympanometry>

- 音を入れた際の反射音強度からインピーダンスを計測  
Impedance measurement by reflected sound
  - ティンパノメトリー／Tympanometry
    - 外気圧を変動させた際の鼓膜や耳小骨の振動のしやすさ(インピーダンス)を検査  
Measure tympanum's impedance while changing external air pressure
  - 耳小骨筋反射検査／stapedial reflex
    - 鼓膜に大きな音を入力したときの減弱反射を鼓膜の振動のしやすさ(インピーダンス)で検査  
Measure tympanum's impedance while inputting very large sound



# 最近の研究：目の運動（サックード）に応じて鼓膜に振動が発生？

Kurtis G. Gruters, David L. K. Murphy, Cole D. Jenson, David W. Smith, Christopher A. Shera, and Jennifer M. Groh: The eardrums move when the eyes move: A multisensory effect on the mechanics of hearing. PNAS2018 <http://www.pnas.org/content/115/6/E1309>



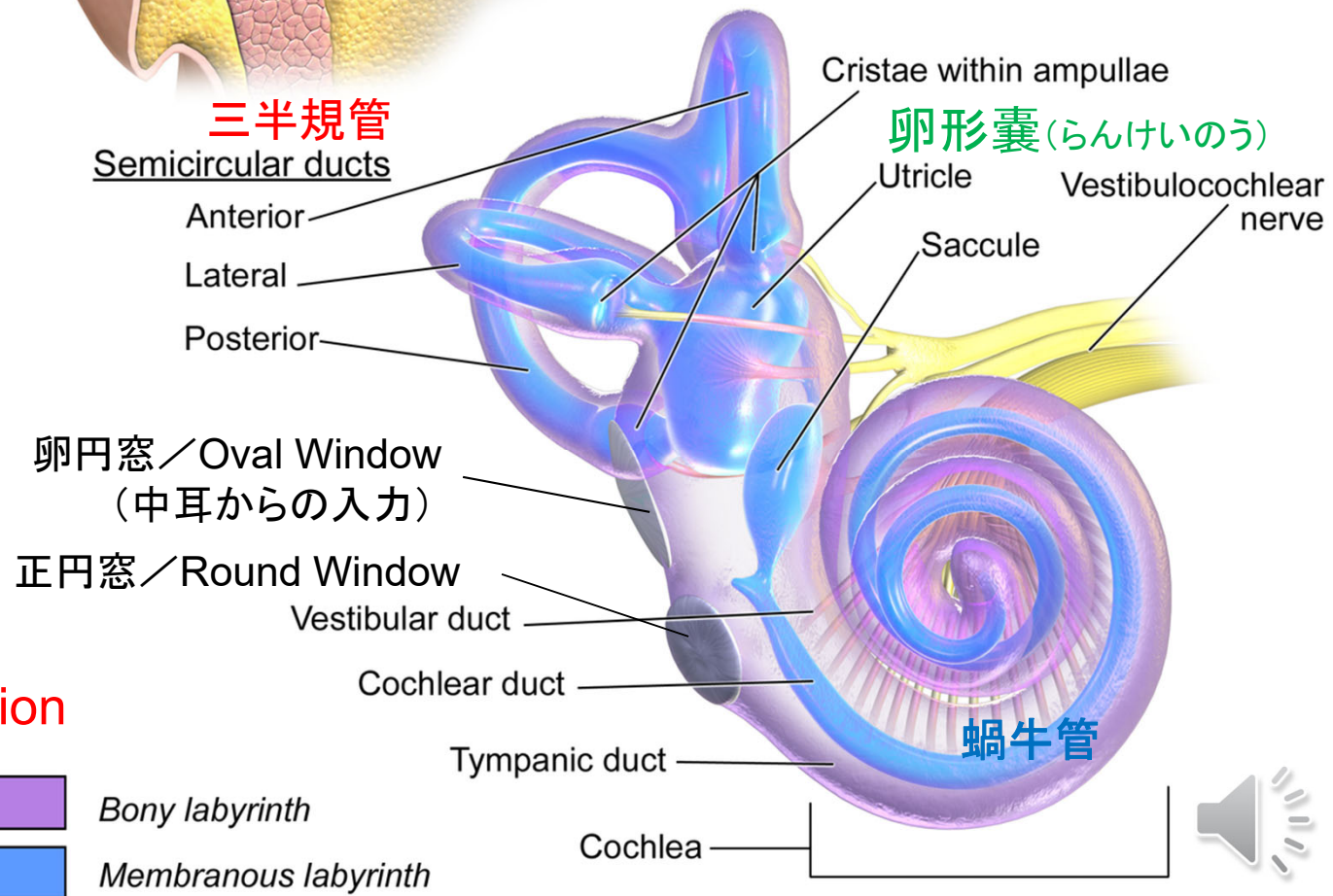
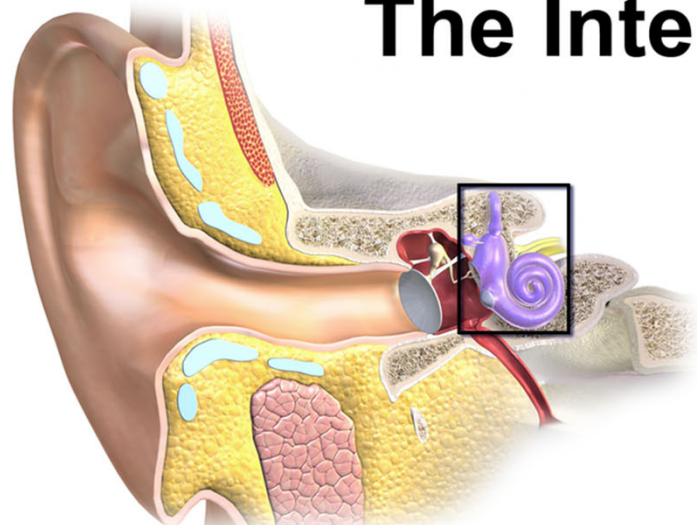
(from abstract) “These observations suggest that a vision-related process modulates the first stage of hearing. In particular, these eye movement-related eardrum oscillations may help the brain connect sights and sounds despite changes in the spatial relationship between the eyes and the ears.”

視覚がサックードで劇的に変化する際に聴覚側に信号を送ることで視聴覚間の再対応付に役立つ？



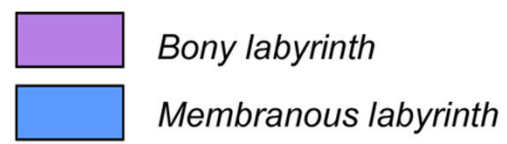
# 内耳 Internal Ear

# The Internal Ear

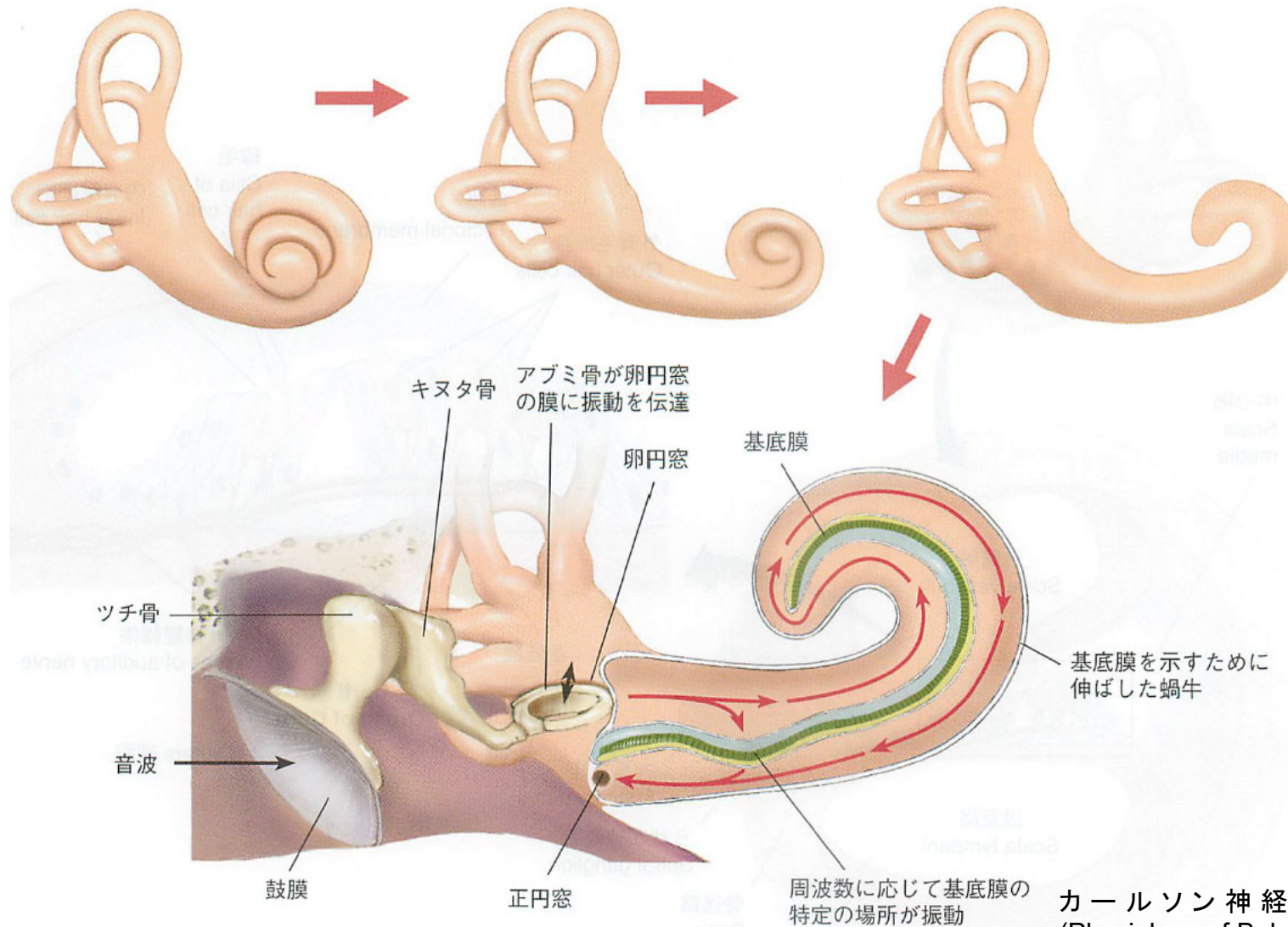


## Sensory Complex:

- Angular Acceleration
- Acceleration
- Sound

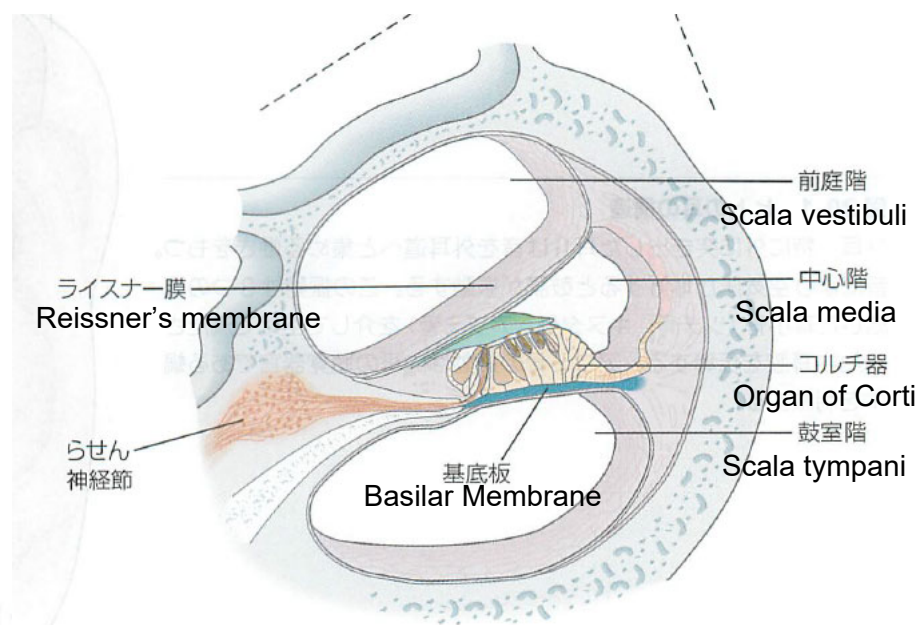
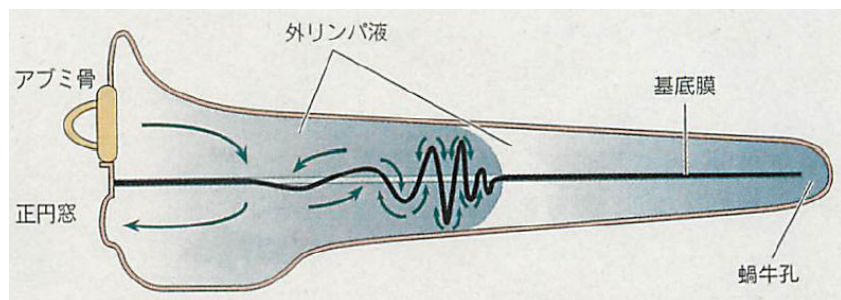


# 蝸牛管 / Cochlear Canal = Snail Shape Tube



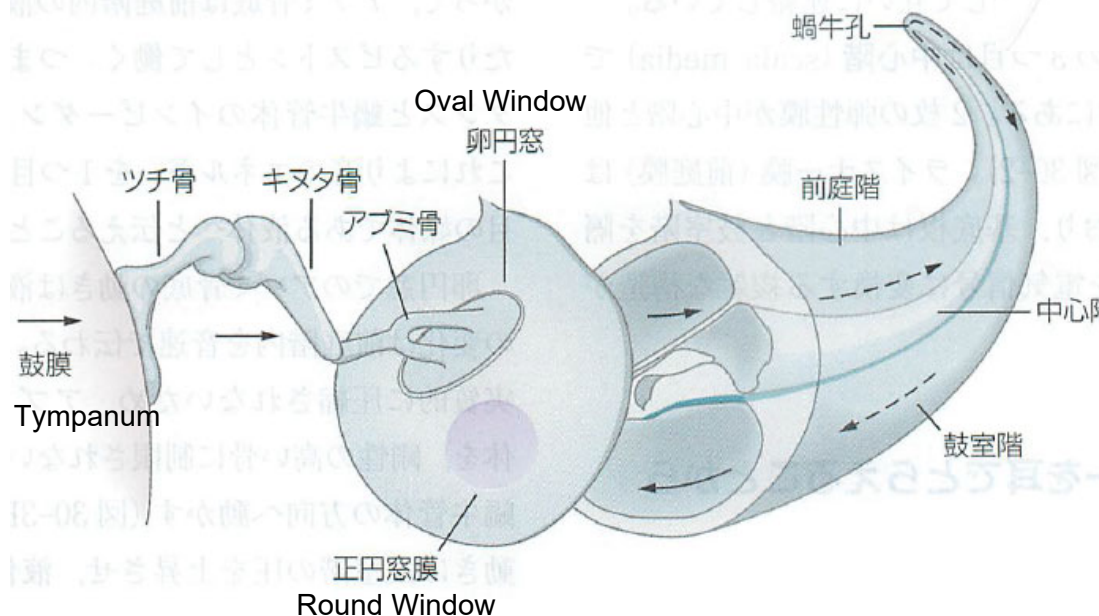
# 蝸牛管は基底膜で上下に区切られる

The Tube is divided by Basilar Membrane



カandel神経科学(Principles of Neural Science)

<https://www.medsci.co.jp/kandel/syousai/index.html>



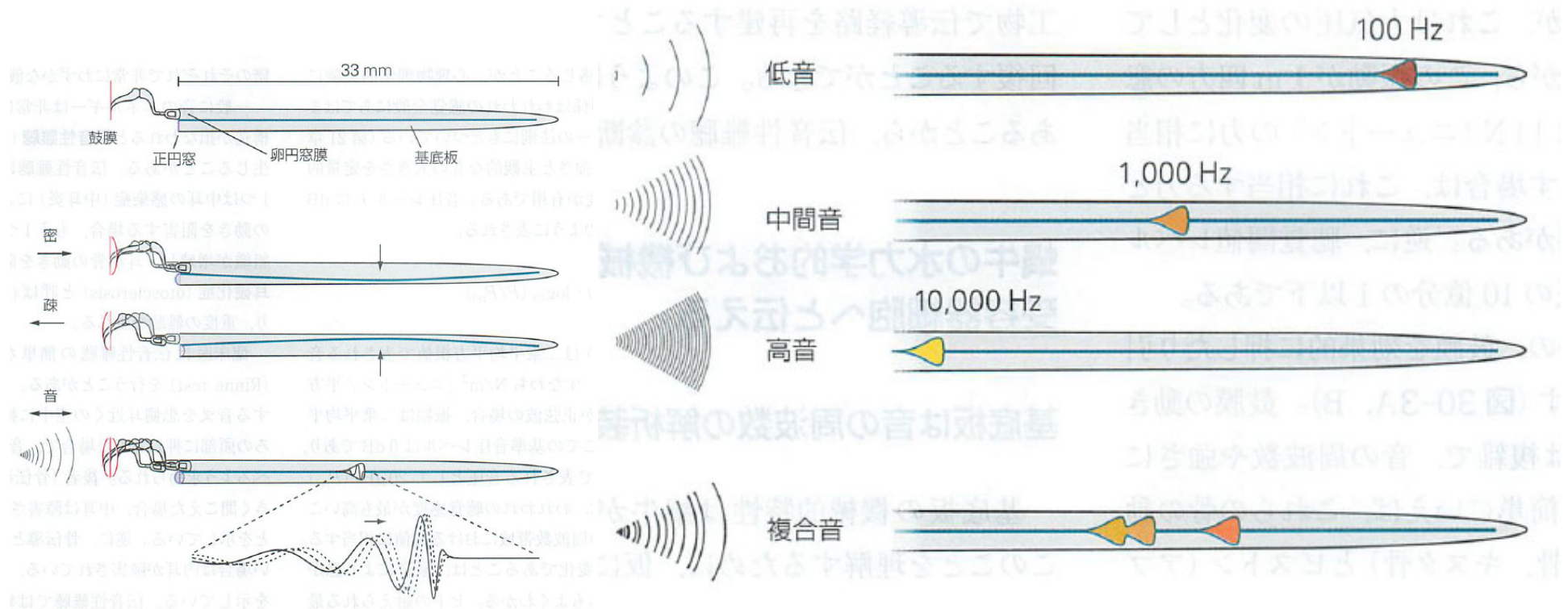
卵円窓から入力。正円窓が膨れる  
(水は体積変化しないため)

Input from Oval Window,  
terminated at Round Window.

(Water volume does not change)



# 基底膜での周波数分解／ Frequency Analysis by the Membrane



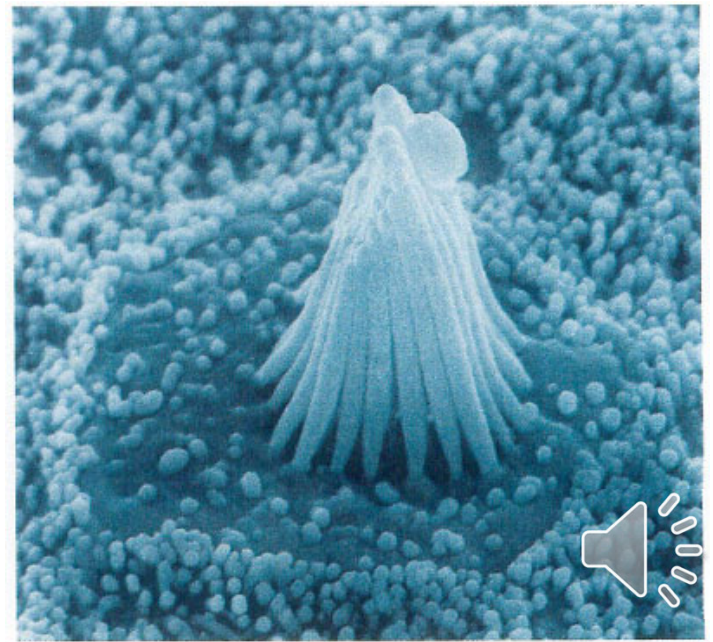
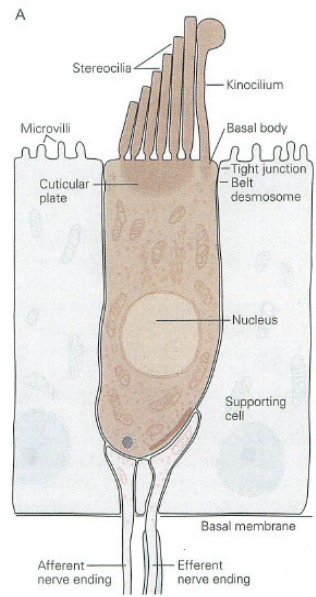
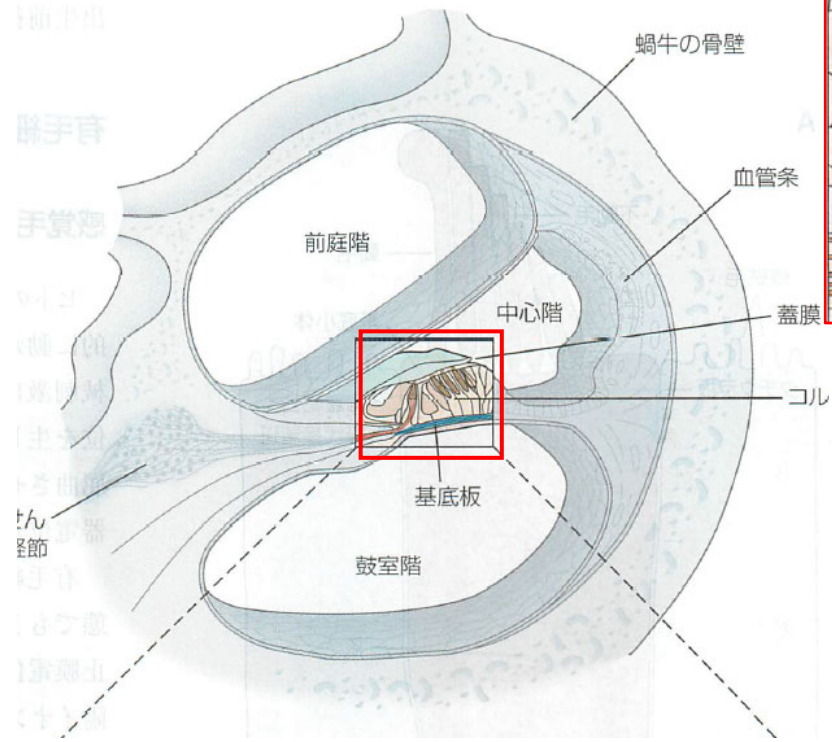
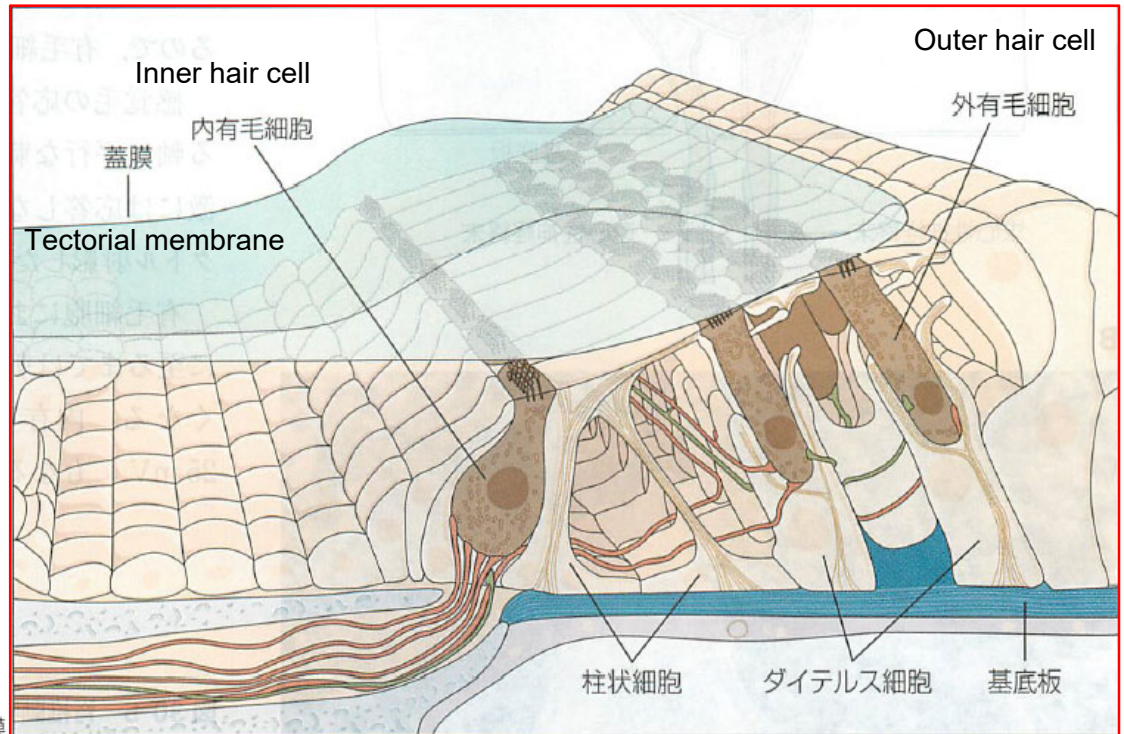
- Lower Frequency = Go Deeper
- Frequency is Converted to Spatial Pattern

カandel神経科学(Principles of  
Neural Science)  
<https://www.medsai.co.jp/kandel/syousai/index.html>



# 基底膜上の有毛細胞

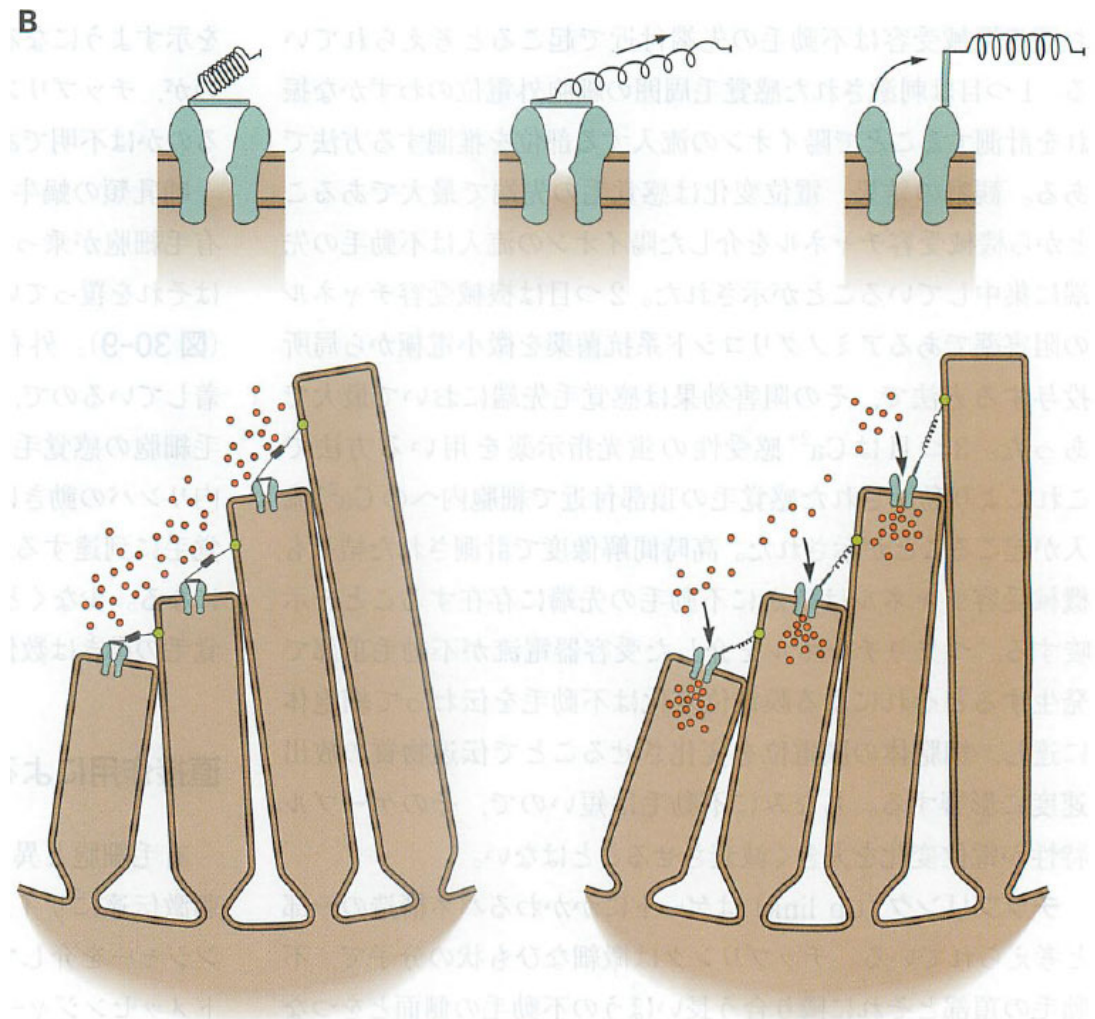
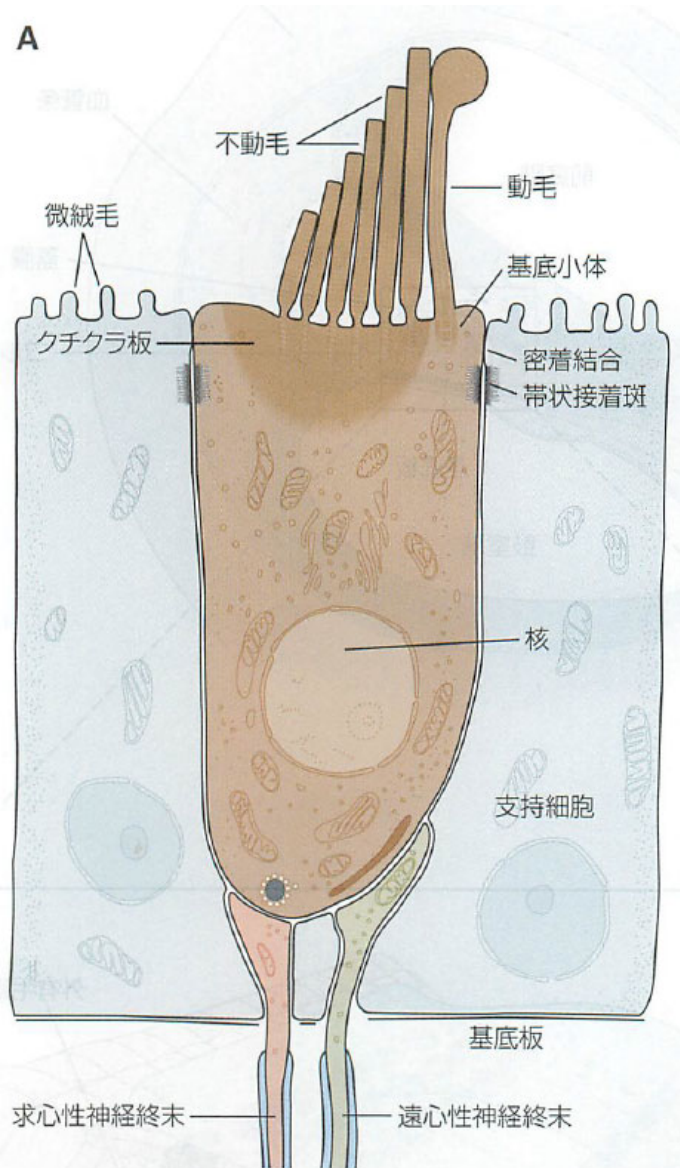
## Hair Cell on the Membrane



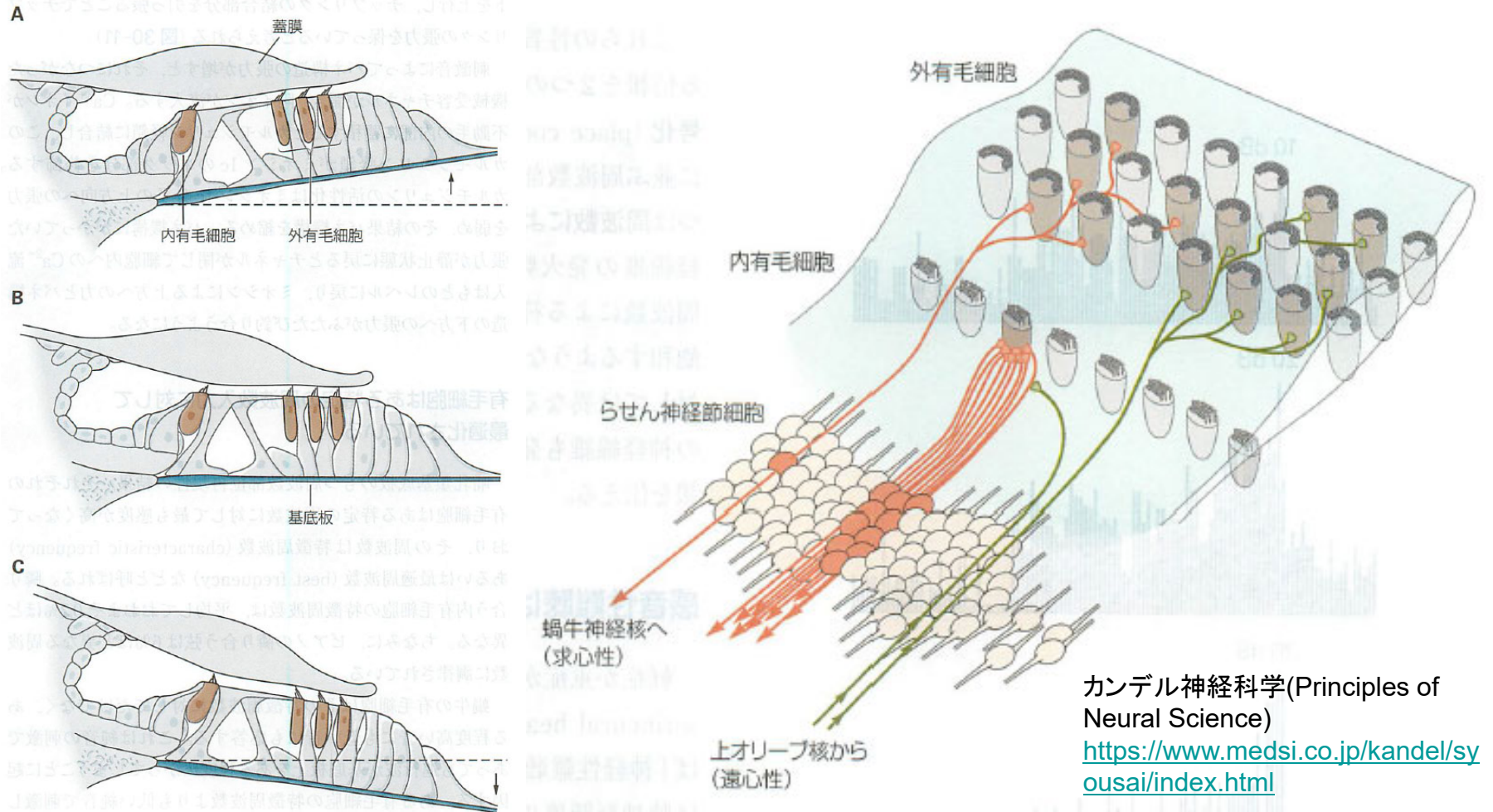
カandel神経科学(Principles of Neural Science)  
<https://www.medsci.co.jp/kandel/syousai/index.html>



# 有毛細胞と機械的チャンネル開閉 Mechanical Channel on the Hair Cell




# 内有毛細胞と外有毛細胞 Inner and Outer Hair Cell



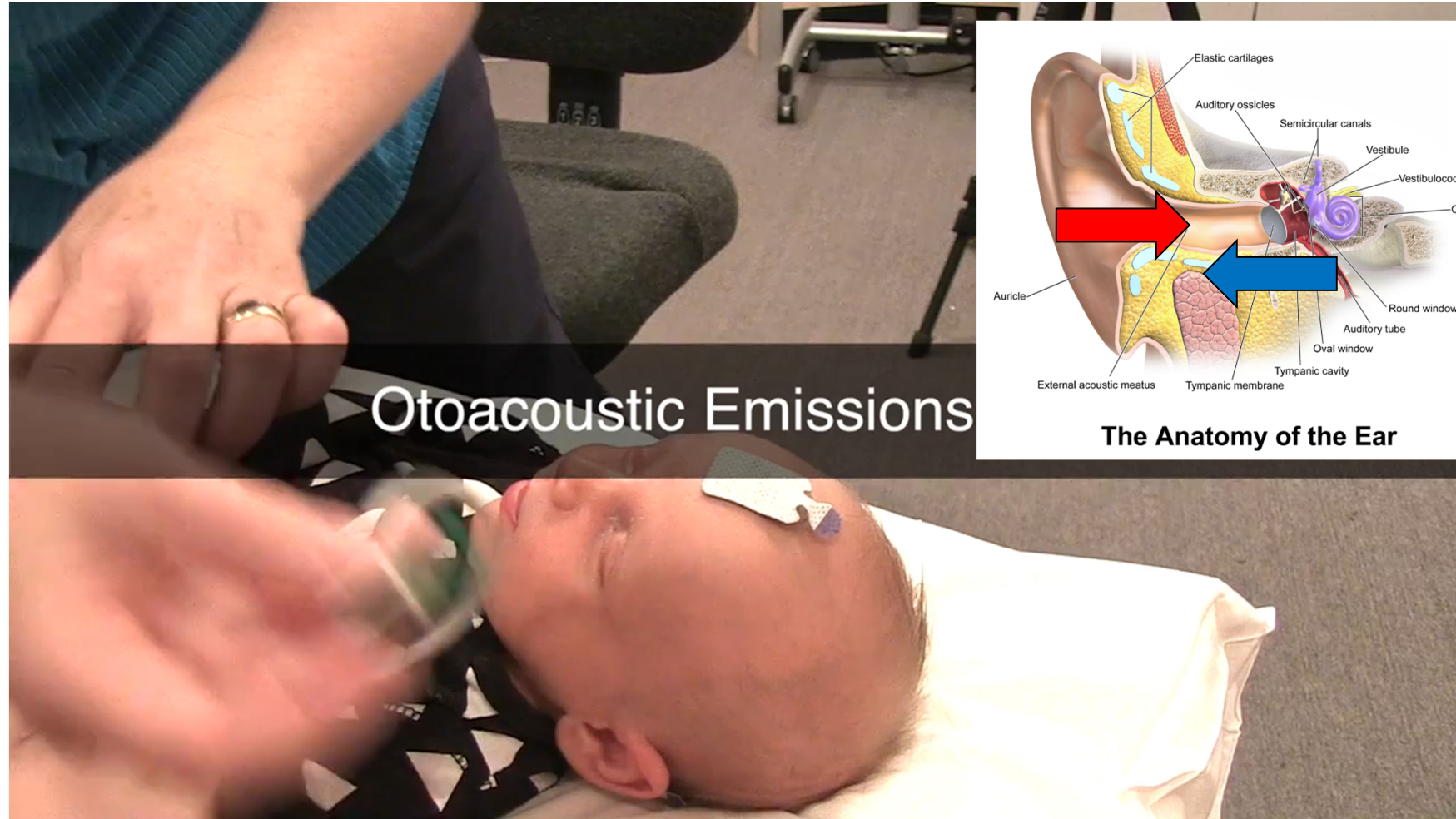
- Inner Hair Cell: Single Line. **Sensory Nerve** is Connected
  - About 3500. Not connected to tectorial membrane
- Outer Hair Cell: 3 Lines. **Actuating Nerve** is Connected
  - About 12000. Hair tip is connected to tectorial membrane
  - Works as actuator to adjust inner hair cell sensitivity.



# 内有毛細胞と外有毛細胞 / Inner & Outer Hair Cell



# 耳音響放射 / Otoacoustic Emission, OAE



<https://www.youtube.com/watch?v=c9BmtEFNuCo> Hearing Test - Otoacoustic Emissions Test

- 蝸牛が自ら音を発する。外部音に対する反応としても、無音時にも自発的に。外有毛細胞の活動による。 / Cochlea emits sound by itself, both as a reaction to external sound, and without external sound. Due to outer hair cells
- 聴覚系の検査のために用いられる。Used as an examination tool.



# TODAY'S TOPIC

1. Ear Mechanism

2. Auditory Perception

3. Interactive System

1. Auditory Devices

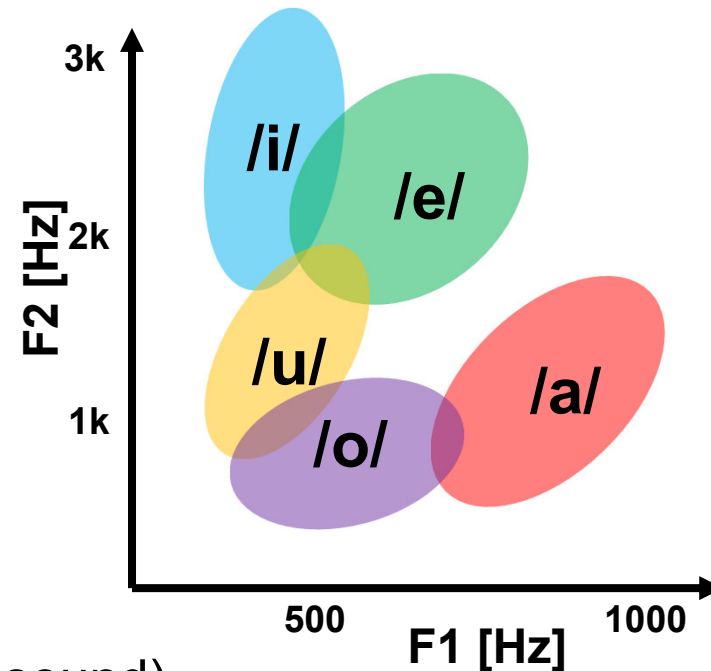
2. 3D Audio

3. Synthesis of Auditory and other sensations

4. Auditory sensation and welfare engineering




# 音は周波数分解されて知覚される／ Sound is analyzed by Frequencies.



- 20Hz~20kHz (Higher than 20kHz = ultrasound)  
Become worse with aging
  - especially upper limit becomes lower. (“Mosquito Noise”)
- Sound is analyzed by Frequencies.
  - Ex. Formant
    - Vowel is analyzed by “two major peaks”.
      - First Formant: 500~1000Hz
      - Second Formant: 1500~3000Hz



# (参考)しゃべるピアノ / Speaking Piano



**Speaking Piano**

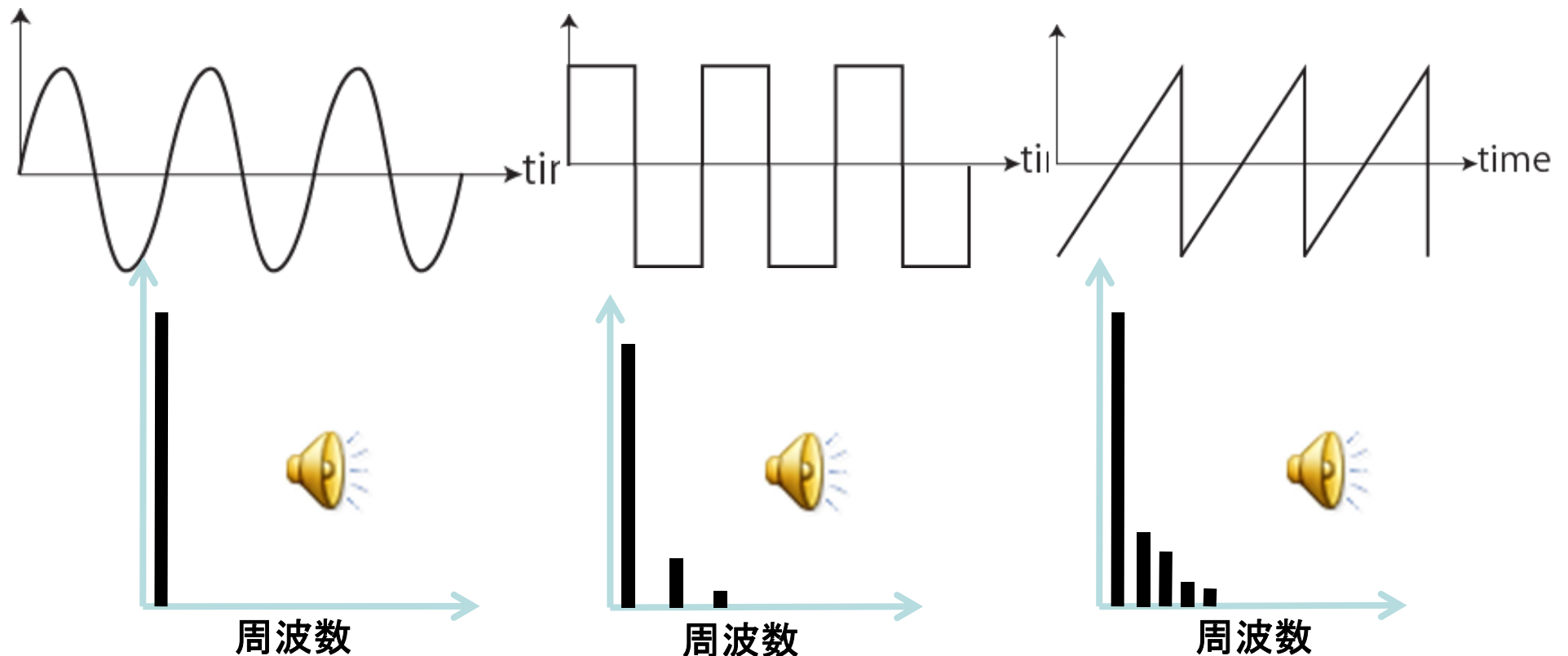
<http://www.youtube.com/watch?v=muCPjK4nGY4>

**Talking Piano**

<https://www.youtube.com/watch?v=-6e2c0v4sBM>



# 倍音構造の知覚 / Perception of Harmonic Structure



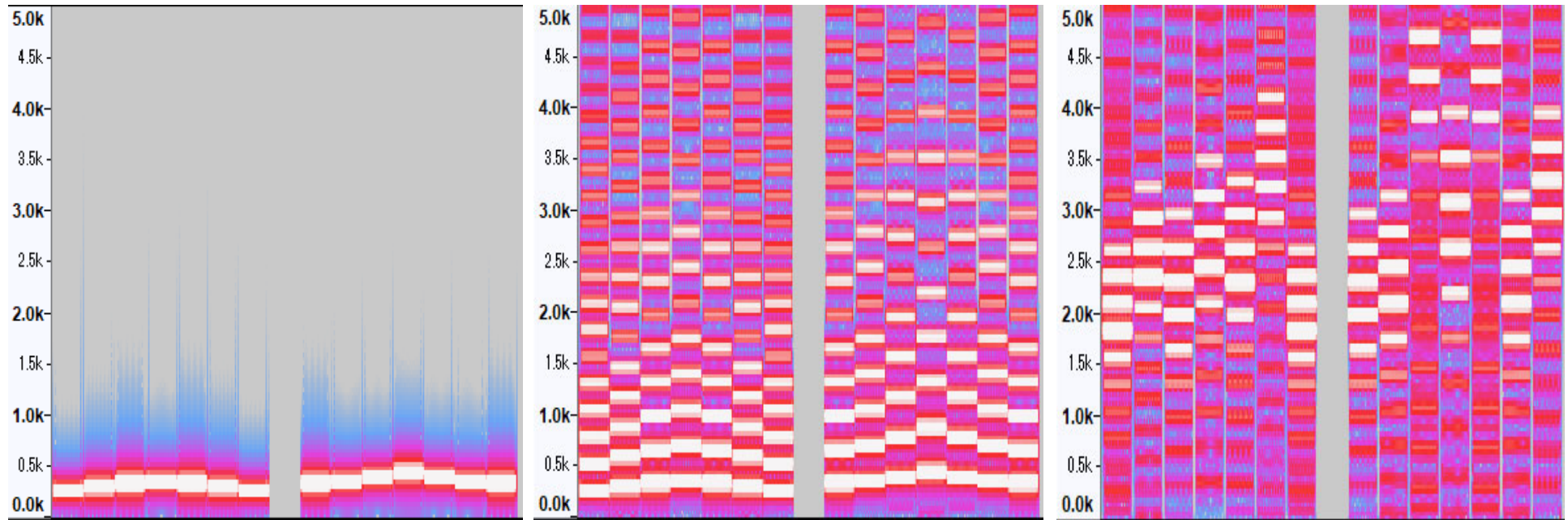
これらをは、**「音色は違うけれど同じ」**と思える

We Perceive these sound as the same pitch, although tone is different.





# ミッシングファンダメンタル現象/ Missing Fundamental



基底音が無くても、倍音成分の間隔で基底音を知覚できる  
Without basis frequency, we perceive it by harmonic structure.

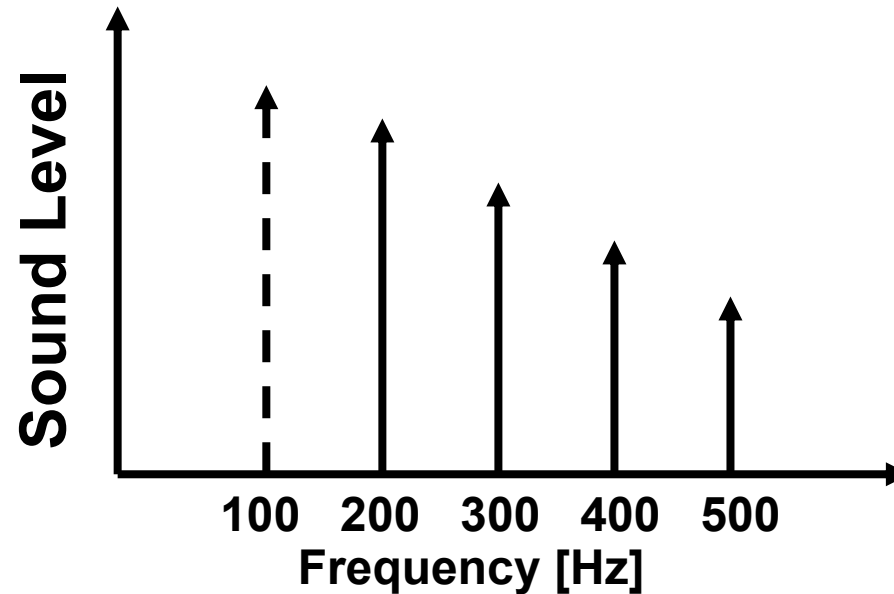
<http://www.brl.ntt.co.jp/IllusionForum/a/missingFundamental/ja/index.html>

このページは錯視・錯聴についてまとまっているのでチェック



# ミッシングファンダメンタルの応用

## Application of Missing Fundamental



小型スピーカは低周波を出しにくい。Small speaker can't output low freq.

200Hz以上で、100Hzの倍音を聞かせると、100Hzの基音が聞こえる。

薄型テレビ(特に内蔵スピーカの特徴が悪くなりがち)で採用。

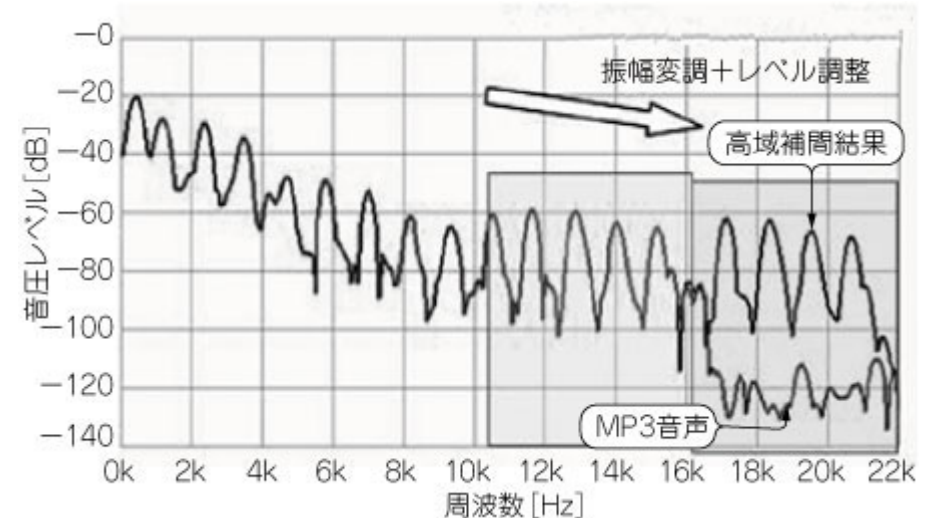
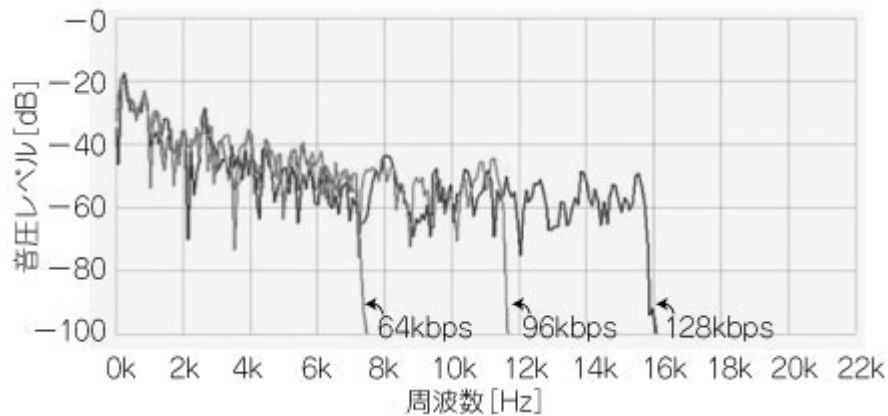
Outputting 200,300,... frequency sound, we perceive 100Hz basis freq.

Thin TV (which has small speaker) applies this method.



# 倍音構造の応用

## Application of harmonic structure



<http://www.kumikomi.net/archives/2009/08/dsp.php?page=1>

MP3等の圧縮では高周波領域カット→自然に聞こえない場合ある。  
再生時、「楽器音には倍音構造がある」ことを利用、周波数を拡張。

As compression such as MP3 cuts off high freq., harmonic structure of musical instrument is utilized for compensation.



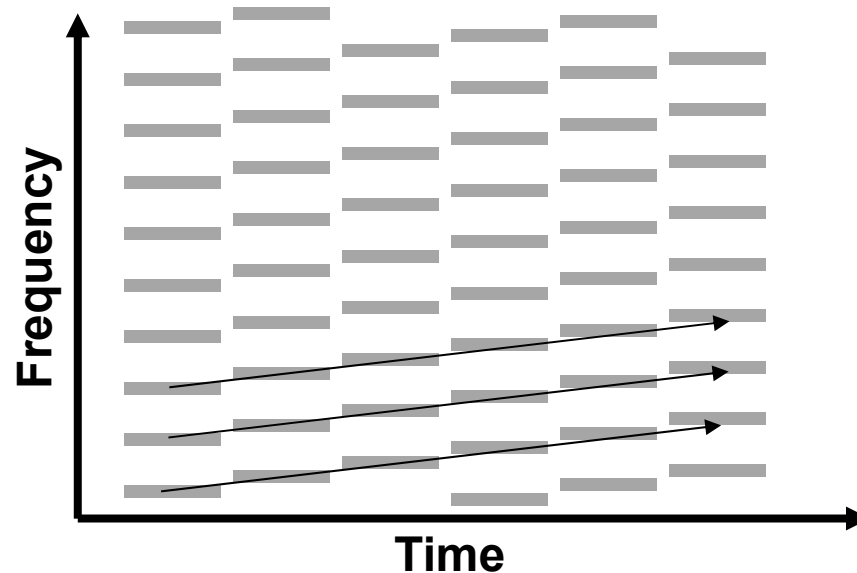
# 無限音階(シェパードトーン)/ Shepard Tone



YMO LOOM(1981)



<https://www.youtube.com/watch?v=sP4V6jiNj18>



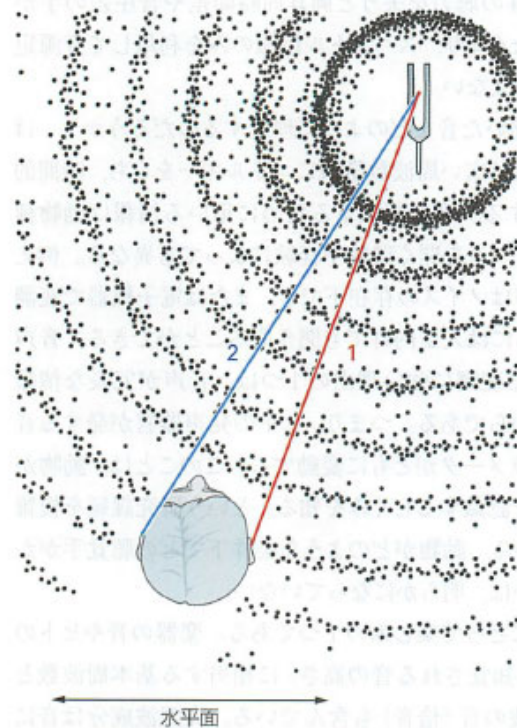
人間が周波数構造をパターンとして知覚していることを利用、主観的には無限に上昇する音を作ることができる。

Utilizing human perception of spectrum structure, infinitely rising (falling) sound can be generated.

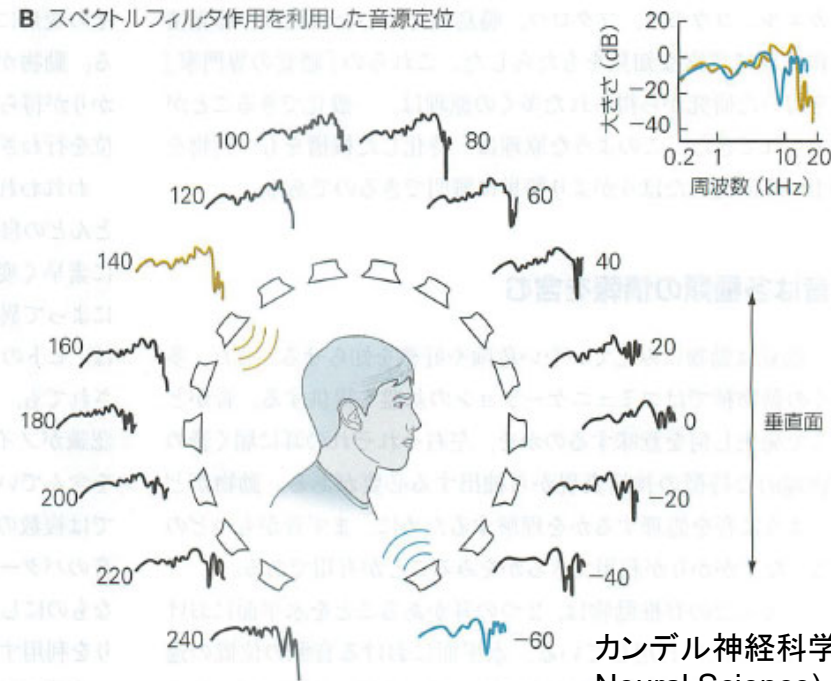


# 音源定位 / Sound Position Localization

A 両耳間の差を利用した音源定位



B スペクトルフィルタ作用を利用した音源定位



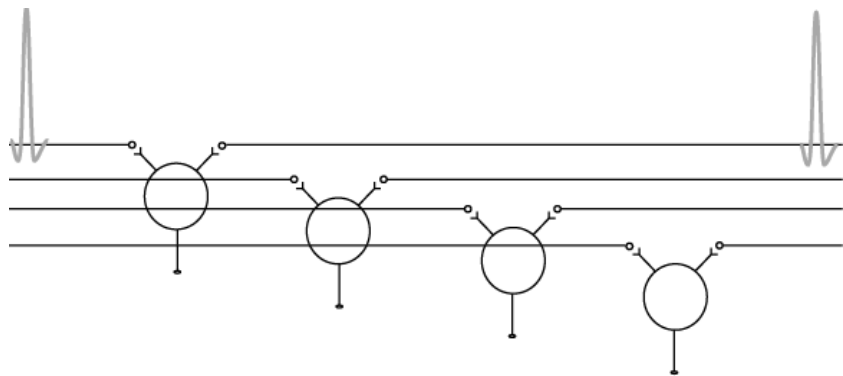
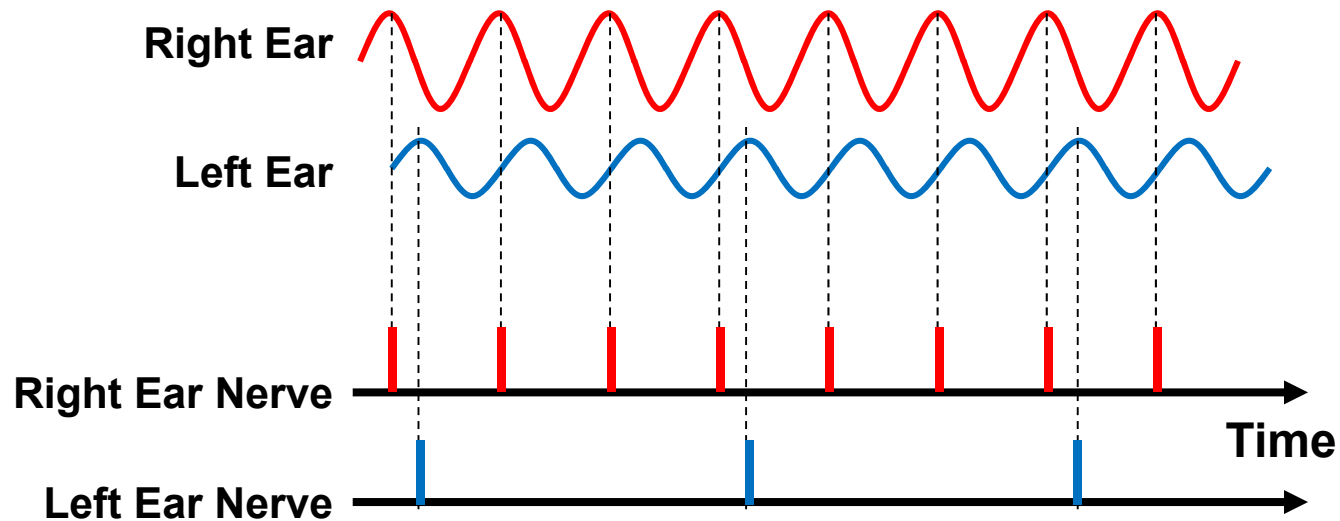
カandel神経科学(Principles of Neural Science)

<https://www.medsci.co.jp/kandel/syousai/index.html>

- 両耳の差 / Difference of two ears
  - 20~2kHz 時間差、位相差 / Temporal (Phase) Difference
  - 2kHz~ 強度差 / Amplitude Difference
- 上下方向の定位: 耳介による音色変化  
Earlobe filters the sound, so that sound tone changes with vertical position.
  - 純音の定位は不可能。未経験の音の定位も難しい  
Pure tone localization is impossible. Inexperienced sound is also difficult



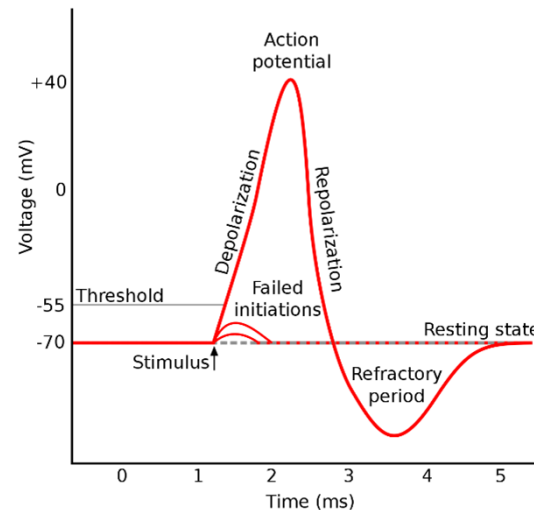
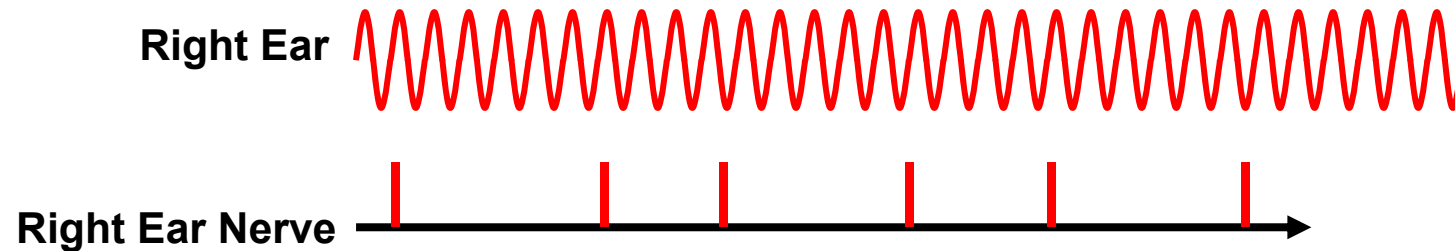
# 音源定位と神経コーディング(低周波) / Sound localization and nerve coding (low frequency)



低周波における位相固定された活動 → 音源定位に神経活動のタイミングが使える  
Nerve activity is **phase-locked for low frequency**, so the timing can be used for localization.

# 音源定位と神経コーディング(高周波)／

## Sound localization and nerve coding (High Frequency)



Action potential (Wikipedia)  
[https://en.wikipedia.org/wiki/Action\\_potential](https://en.wikipedia.org/wiki/Action_potential)

一周期の時間が神経の**不応期**より短いためランダムに近い活動→タイミングが使えないので強さだけが頼りになる。

逆に高周波は直進性が高いため、左右耳間の音圧差が大きい。

As one cycle is shorter than nerve's **resting period**, nerve activity is random and only intensity can be used for localization. The high-freq sound is more direct, so sound pressure difference between the two ears is large.



# TODAY'S TOPIC


1. Ear Mechanism
2. Auditory Perception
3. Interactive System
  1. Auditory Devices
  2. 3D Audio
  3. Synthesis of Auditory and other sensations
  4. Auditory sensation and welfare engineering



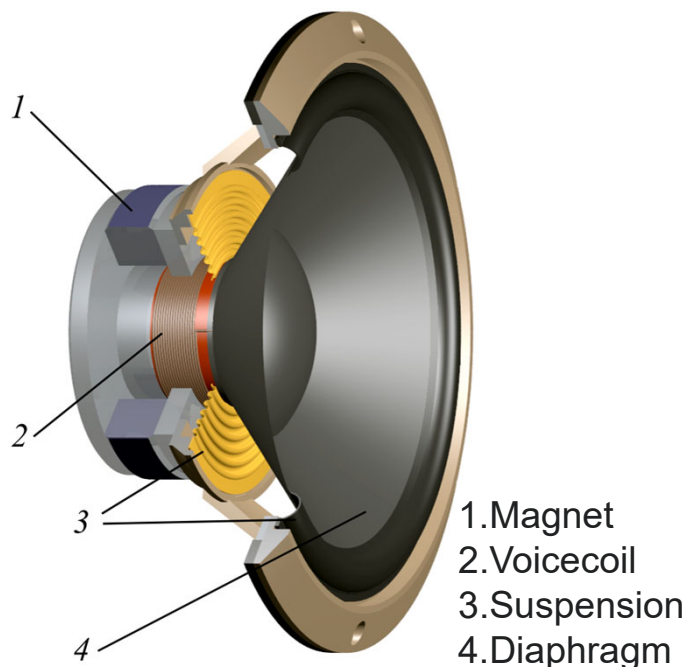


# 電磁誘導型スピーカ&マイク

## Moving coil type speaker & microphone



Moving Iron Speaker (1870s)  
[https://en.wikipedia.org/wiki/Moving\\_iron\\_speaker](https://en.wikipedia.org/wiki/Moving_iron_speaker)



Loud Speaker (Wikipedia)  
[https://en.wikipedia.org/wiki/Loud\\_speaker](https://en.wikipedia.org/wiki/Loud_speaker)



Microphone (Wikipedia)  
<https://en.wikipedia.org/wiki/Microphone>

低コスト・ロバスト・湿気に強い

多くスピーカに用いられる。通常は磁石を固定, コイルを振動(ムービングコイル形)(最初期は逆)。コイルは非常に軽く、高周波駆動可能  
Utilizing electromagnetic induction. Ordinary, magnet is fixed, coil is vibrated. The coil is light-weight and, can be driven quickly.



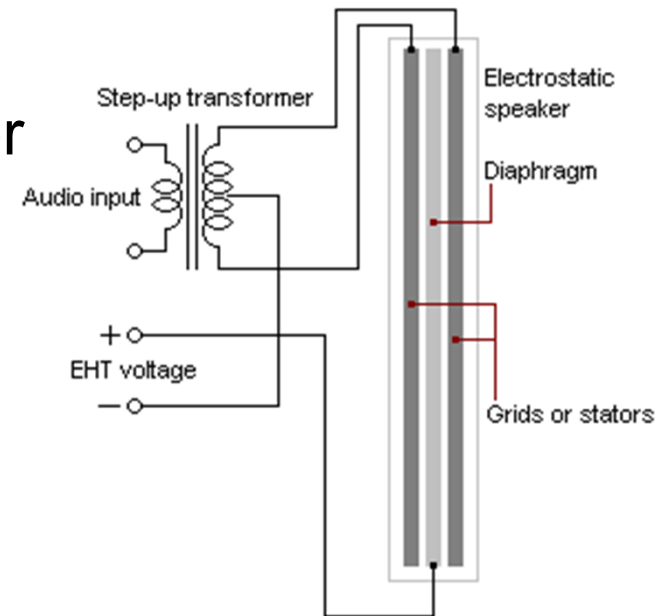
# コンデンサマイク・スピーカ

## Capacitance type microphone & speaker



Microphone (Wikipedia)

<https://en.wikipedia.org/wiki/Microphone>



Electrostatic loudspeaker (Wikipedia)

[https://en.wikipedia.org/wiki/Electrostatic\\_loudspeaker](https://en.wikipedia.org/wiki/Electrostatic_loudspeaker)

- コンデンサマイク/ Microphone


- 2枚の電極板距離の変化による静電容量変化を検出/ Detecting distance between two plates by measuring capacitance
- 共振周波数が高いため可聴域ではフラットな特性。一般的に高性能。/ High resonant frequency means flat frequency characteristics.

- コンデンサスピーカ

- 2枚の電極板に加える電圧の変化による電極板距離の変化により空気を駆動/ Distance between two plates is altered by applying voltage
- 平面全体を駆動可能なため、平面型スピーカなどに用いられる/ Large plane is driven, enabling large thin speaker



# 圧電スピーカ／マイク Piezoelectric speaker/microphone



Piezoelectric Speaker

[https://en.wikipedia.org/wiki/Piezoelectric\\_speaker](https://en.wikipedia.org/wiki/Piezoelectric_speaker)



Crystal microphone or piezo microphone

<https://en.wikipedia.org/wiki/Microphone>


- 圧電素子(ピエゾ)を用いたスピーカ／マイク。メタルのダイアフラムをピエゾの伸縮で湾曲させて音を発生。非常に小型・安く作れるのでブザー等に利用。

A speaker/microphone that uses a piezoelectric element (piezo). A metal diaphragm is bent by the expansion and contraction of the piezo to generate sound.

- マイクはコンタクトマイク(楽器、計測用)として多用される。  
Used as a contact microphone.



# (参考)NHKの昆虫マイク



## Description

木の枝を伝わる小さなムシの足音を聞き、固体が音を伝えることを知る。

## Detail

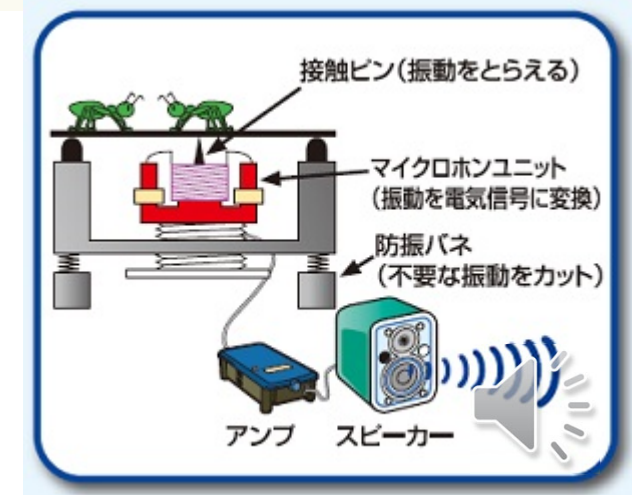
マイクを近づけると大きくなる音。手すりの金属を伝わってきた音です。不思議な音が聞こえてきました。この音は・・・ワラジムシの足音です。枝を伝うたくさんの足の音。いったいどんな仕掛けで、かすかな音をとらえているのでしょうか。枝に接しているのが、音をとらえているマイク。NHKが開発した昆虫マイクです。枝を伝わってきた、かすかな足音を小さなピンの先でとらえています。これがその内部。敏感なピンの先で振動をとらえます。今度はテント

Start 00 : 00 >> End 01 : 38 ... Determine

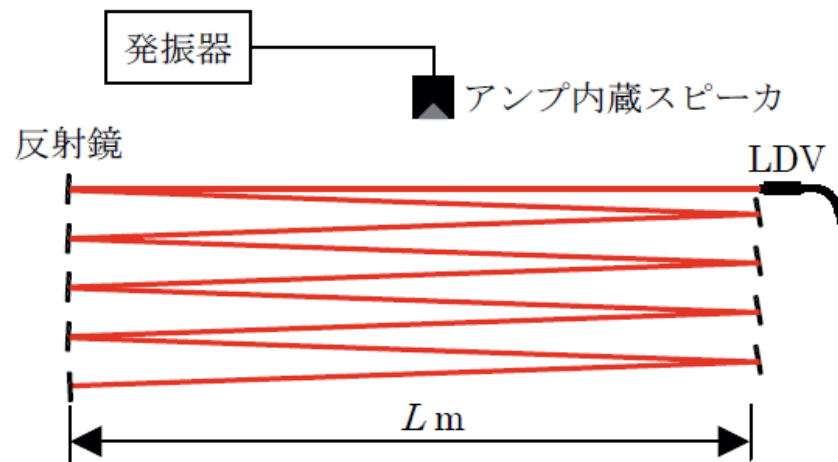
NHK for School 個体を伝える音

[https://www2.nhk.or.jp/school/movie/clip.cgi?das\\_id=D0005401124\\_00000](https://www2.nhk.or.jp/school/movie/clip.cgi?das_id=D0005401124_00000)

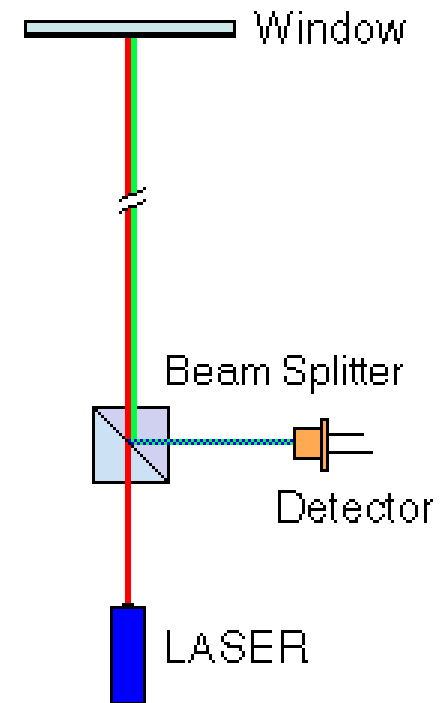
<https://www.nhk.or.jp/str1/labo/voice-technology/>



# (参考)レーザーマイク / Laser microphone



ドップラー効果方式(滝沢他2003,  
<http://www.acoust.rise.waseda.ac.jp/publications/happyou/asj/asj-takizawa-2003march.pdf>)


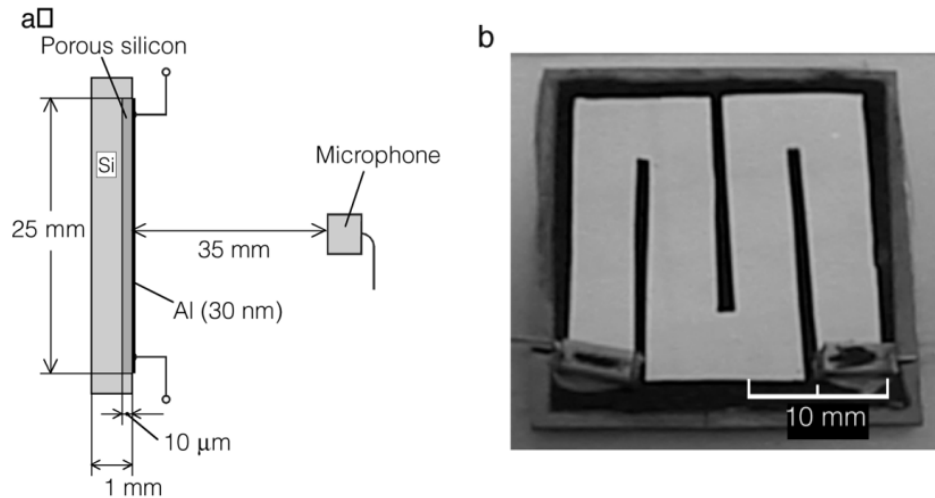


干渉計による振動検出

- レーザー光での検出: マイク自身による音伝達障害がない。  
Detecting by laser. Ideally no “microphone”
  - ドップラー効果方式。粗密変化を測定  
Doppler effect. Measures density change
  - 干渉計方式。光路長変化を測定  
Interferometer. Measures distance change



# (参考)温度スピーカ Thermo Speaker



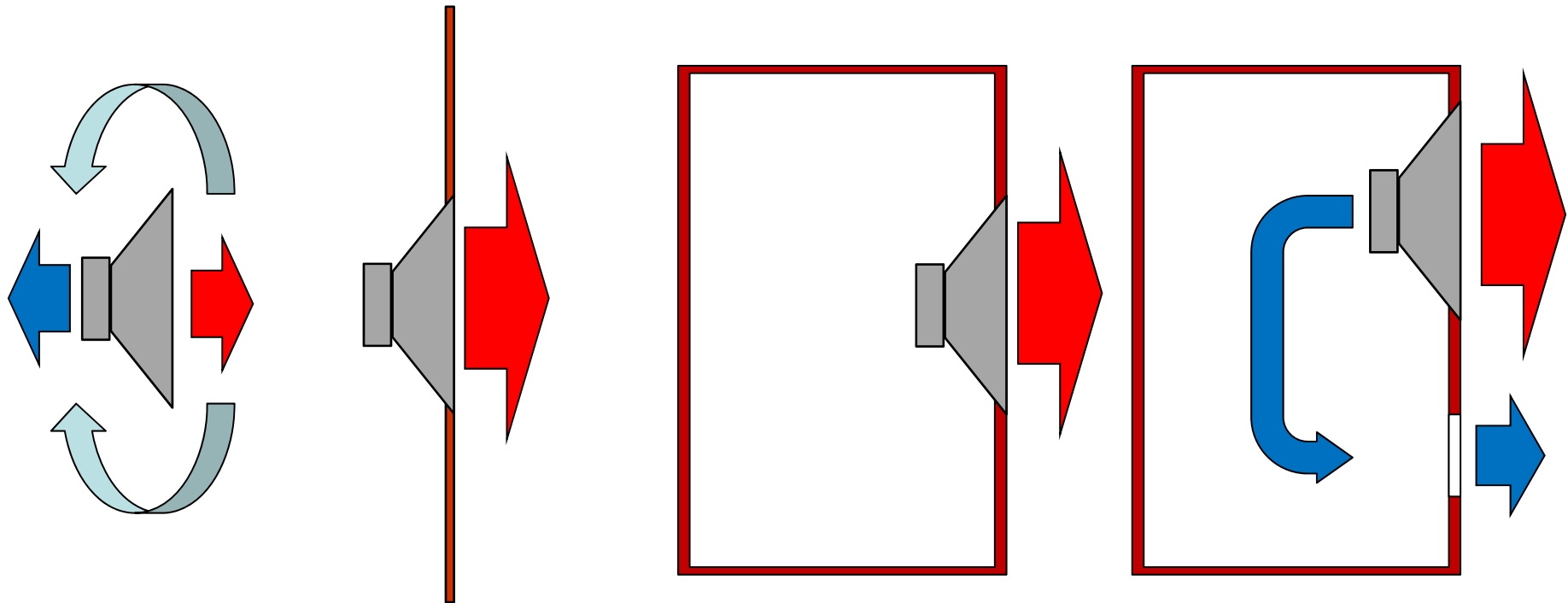
H. Shinoda, T. Nakajima, K. Ueno, and N. Koshida: [Thermally Induced Ultrasonic Emission from Porous Silicon](#), Nature, 400, 853 - 855, August 26, 1999.

カンタム14、周波数0.1kHz-100kHzの広帯域小型スピーカーを開発(2010.6.25)  
[http://www.nikkan.co.jp/news/photograph/nkx\\_p20100625.html](http://www.nikkan.co.jp/news/photograph/nkx_p20100625.html)

- 微小世界では温度も高速  
Heat transfer is fast enough in a small world.
- 電流によりジュール熱を生じさせ、熱による膨張で音を発生させる。  
Joule heat expands air around the device



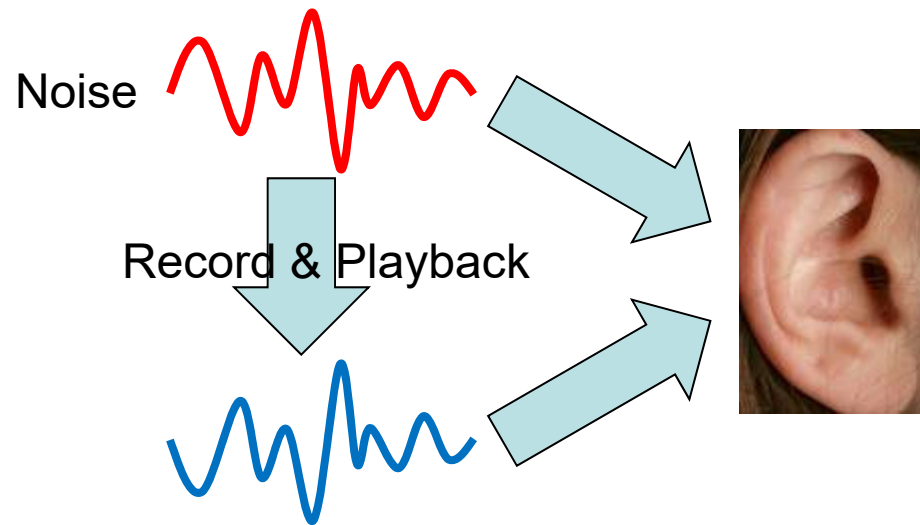
# スピーカボックスの役割 Role of speaker box



- スピーカ表裏で生じる逆位相の音圧による打ち消し効果を抑制  
Positive & negative pressures are simultaneously produced by speaker.  
Box avoid the effect
- ボックスの共振特性を利用して苦手な低音を増強  
Box has resonant frequency → Enhance low frequency
- バスレフタイプ: 特定の周波数の音を増強  
Bass-reflex type: Enhance certain frequency



# アクティブノイズキャンセリング / Active Noise Cancelling


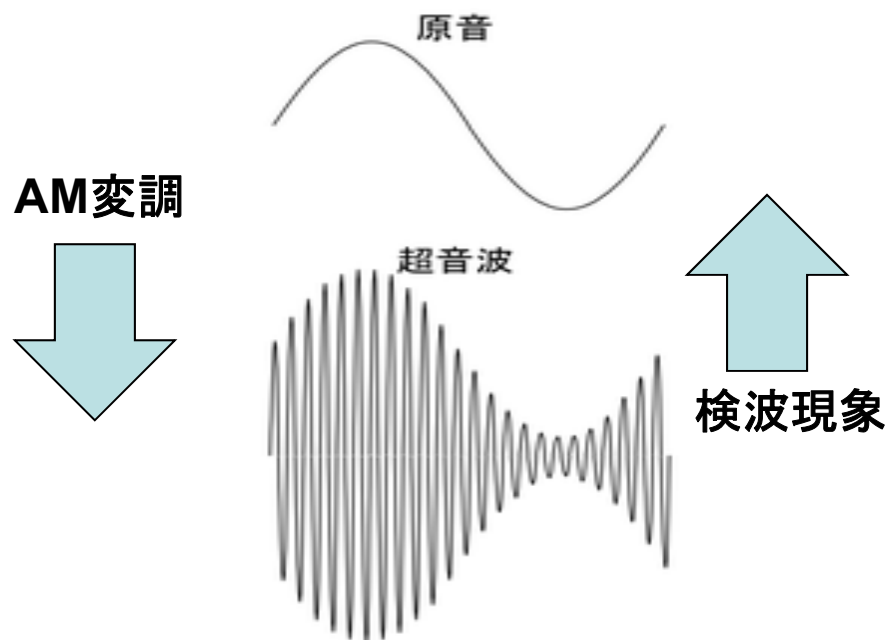


- 外からの音と逆相の音を出すことで効率よく音を消去  
Negative sound cancels external sound.
- 低周波は得意。高周波は苦手  
Low frequency components are easy to cancel.
- 記録場所と再生場所が近いほうが楽に実現→ヘッドフォンは理想的  
Microphone and speaker should be closer. Headphone is ideal.





# パラメトリックスピーカ／Parametric Speaker



<http://akizukidenshi.com/catalog/g/gK-02617/>

- 可聴音をAM／FM変調し、超音波周波数に移動  
Audible sound is translated to high freq. sound by AM/FM
- 空気と物体の界面で検波、可聴音に戻る  
Demodulation at boundary between air and object.
- 指向性が極めて高い→インタラクティブシステムに向く  
Beam can be very narrow→applications for interactive systems



# パラメトリックスピーカ



# LRAD (Long Range Acoustic Device)



<http://www.youtube.com/watch?v=iFzPkxlwVXI>

LRAD (Wikipedia)  
[https://en.wikipedia.org/wiki/Long\\_Range\\_Acoustic\\_Device](https://en.wikipedia.org/wiki/Long_Range_Acoustic_Device)

パラメトリックスピーカの原理を用い、音エネルギーを遠くに飛ばす



# TODAY'S TOPIC

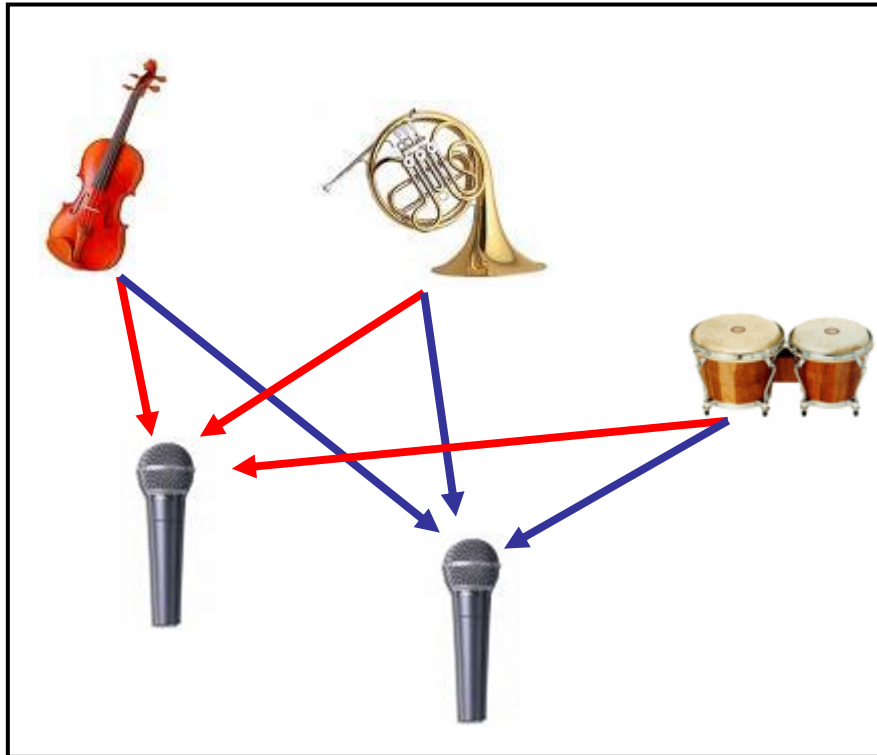
1. Ear Mechanism
2. Auditory Perception

## 3. Interactive System

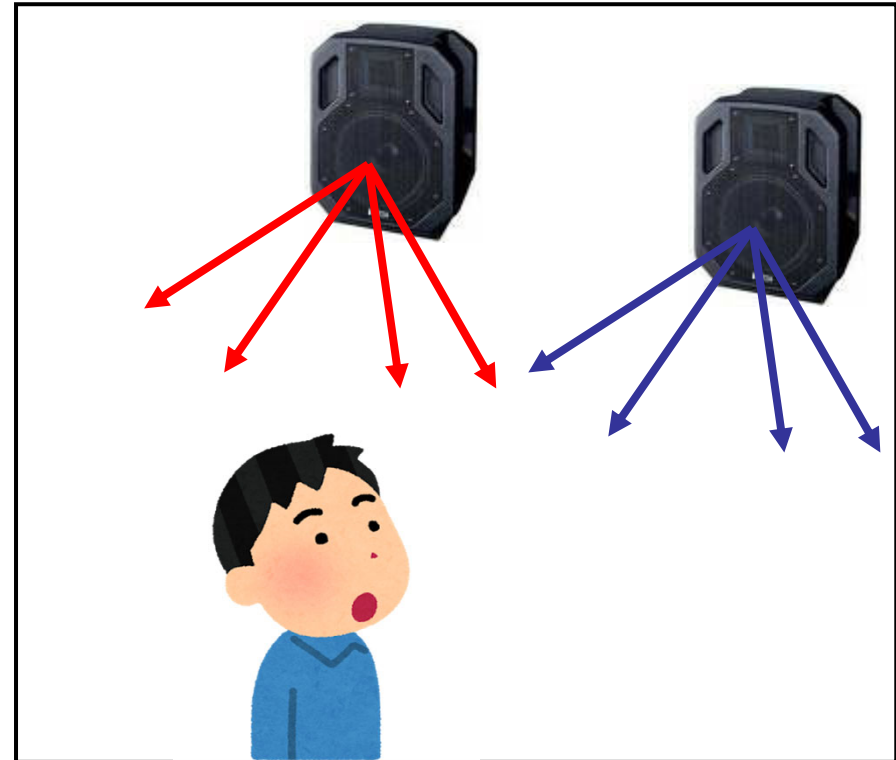
1. Auditory Devices
2. 3D Audio
3. Synthesis of Auditory and other sensations
4. Auditory sensation and welfare engineering



# Ordinary Recording and Playing



**Record: by two microphones**

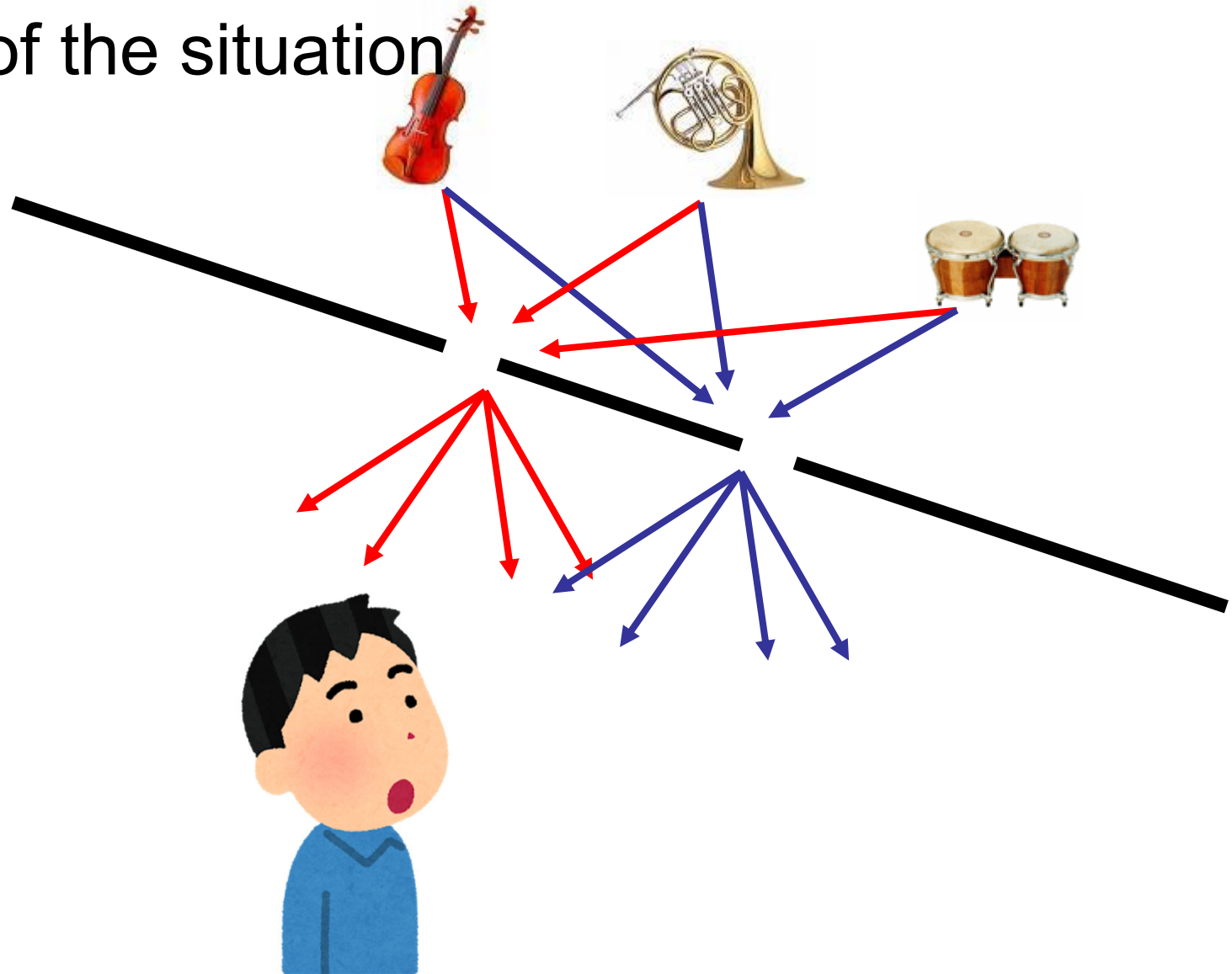


**Play: by two speakers**

**WHY is it OK?**



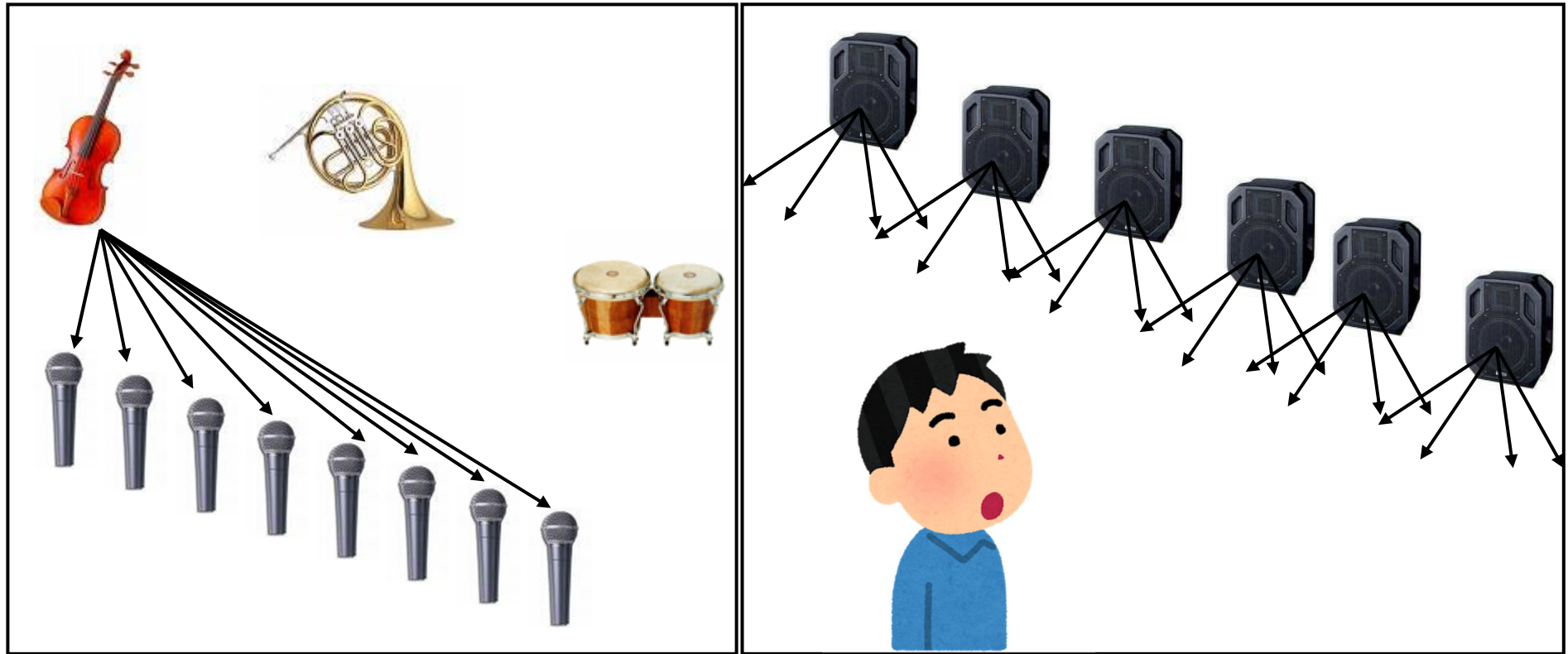
# Analysis of the situation



- Equivanent to Listen “through two holes on the wall”.
- Limited Naturalness, but almost OK.



# Money solves the problem




**Recording: N microphones**

**Playing: N speakers**



# Analysis of the situation

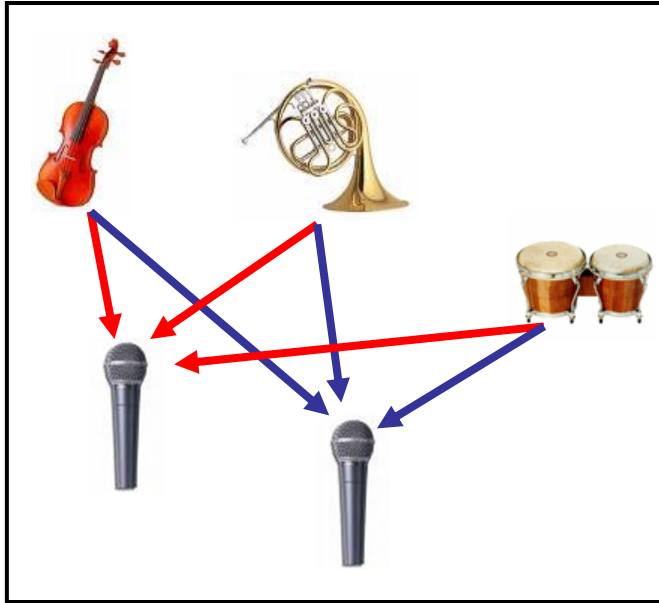


- “Holes” on the wall become numerous.
- Sufficient number of holes destroy the wall





# What about Headphone?



**Normal Recording**



**Playing by Headphone**

- Many information about Sound Source Position is Lost.
- Sometimes, Sound is Perceived as “Sound from Inside Head.”



# Binaural Recording



**Dummy Head**




**Head  
Phone**

Perfect Sound Localization,  
Because All Three elements are replayed.

- Temporal Difference
- Amplitude Difference
- Frequency Change by Earlobe.



# Vice Versa



**Dummy Head**



**Speakers**





# We've heard of something similar...

- Headphone = HMD
- Speakers = Ground Fixed Type Display



# Review: HMD and Camera for it.



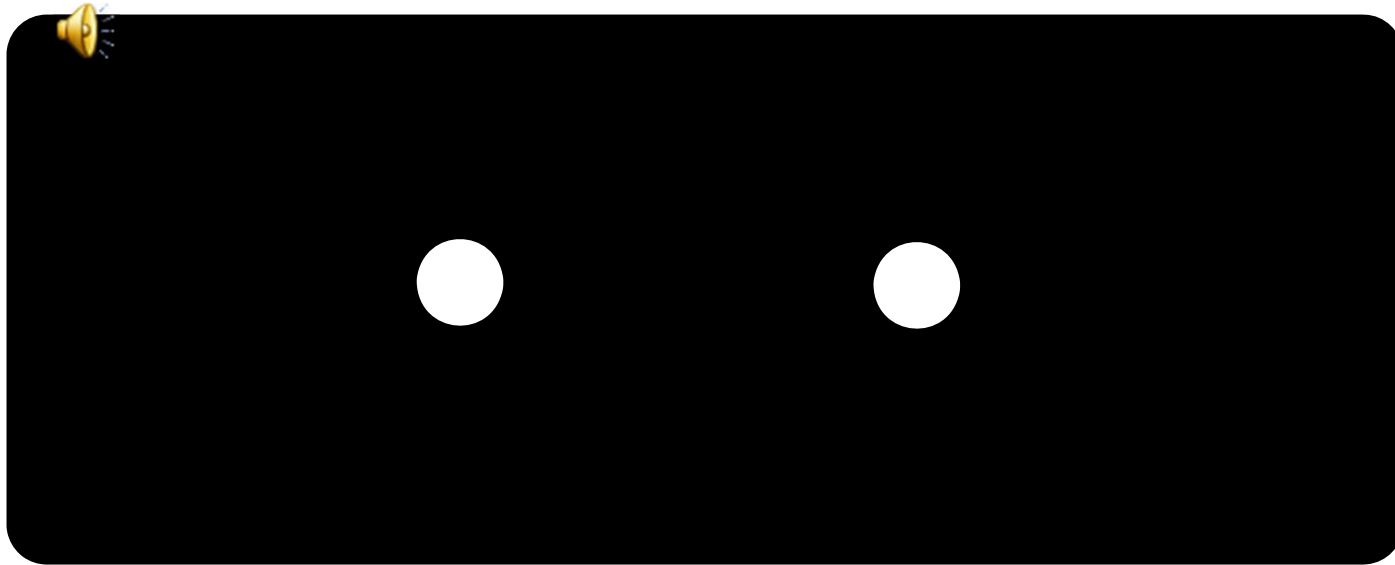
# TODAY'S TOPIC

1. Ear Mechanism
2. Auditory Perception
3. Interactive System
  1. Auditory Devices
  2. 3D Audio
  3. Synthesis of Auditory and other sensations
  4. Auditory sensation and welfare engineering



# 視覚と聴覚の融合

## Synthesis of visual and auditory sensations



- 破裂音で左右のボールの動きが変わる  
Click signal produces collision-reflection feeling



## マガーク効果 / *McGurk effect*




Visual “Ga-Ga”+ Audio “Ba-Ba” -> Sounds like “Da-Da”  
Close your eyes -> Ba Ba Open your eyes -> Da Da 



# 味覚と聴覚の融合

## Synthesis of gustatory and auditory sensations




- ポテトチップスのサクサク音は味覚に影響する  
Crisp sound of potato chips alters taste
- IG Novel Prize for Nutrition 2008

Zampini, M., & Spence, C. (2004) The role of auditory cues in modulating the perceived crispness and staleness of potato crisps. *Journal of Sensory Studies*, 19, 347-363.



# 触覚と聴覚の融合(1/2)

## Synthesis of tactile and auditory sensations



- Parchment-skin illusion(羊皮紙錯覚): 手の感触が音によって変化. 両手をこすり合わせている時に, その音を変化させて被験者に提示⇒高音域増幅で手の感触が滑らか・乾燥。高音域減衰で粗・湿感。

Jousmaki, V et al.: Parchment-skin illusion: sound-biased touch, Curr. Biol, 1998

- ダミーヘッドの左耳に挿入したマイクロホンで, 耳を筆でくすぐった時の音を録音、この音をヘッドホンで提示すると耳にくすぐったさを感じる。

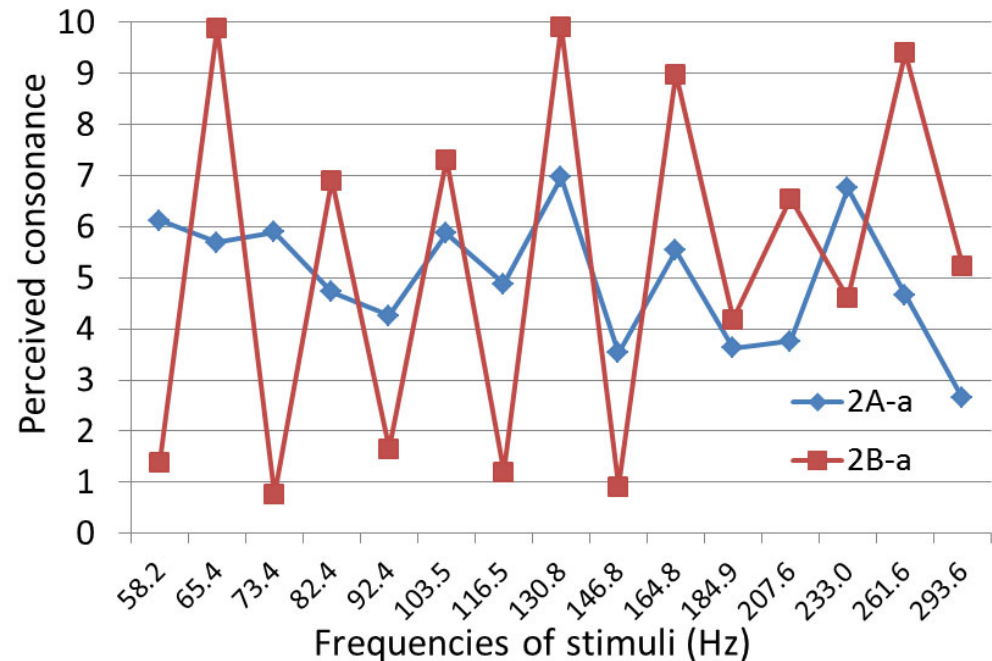
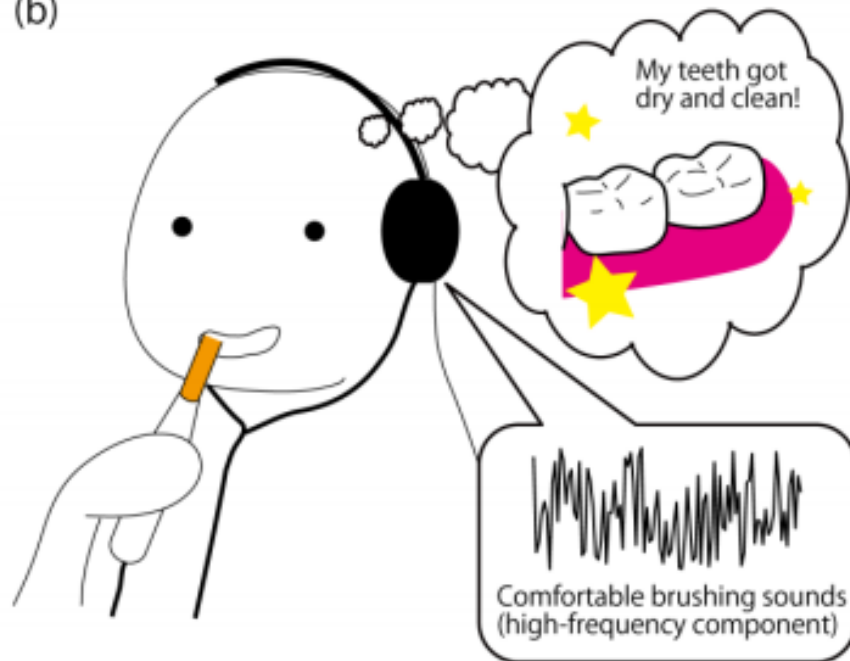
北川: 多感覚錯覚から見る身体のリアリティ、VR学会誌2005 <http://www.brl.ntt.co.jp/people/kitagawa/pdf/399kitagawa.pdf>



# 触覚と聴覚の融合(2/2)

## Synthesis of tactile and auditory sensations

(b)



- 歯磨き音の高周波／低周波強調⇒「清潔感」「努力感」が強調される  
By modifying sound, tooth-brushing became more satisfactory.

T. Hachisu, H. Kajimoto: Augmentation of Toothbrush by Modulating Sounds Resulting from Brushing, in Proceedings of the Advances on Computer Entertainment Tecnology (ACE) 2012, pp.31-43, Kathmandu, Nepal.

- 触覚と聴覚を同時に呈示⇒「和音」に相当する周波数関係の時に「しっくり」する  
“Consonance” relationship is found between tactile and audio sensation.

R. Okazaki, T. Hachisu, M. Sato, S. Fukushima, V. Hayward, and H. Kajimoto: Judged Consonance of Tactile and Auditory Frequencies. IEEE World Haptics Conference, April 14-17, 2013,



# TODAY'S TOPIC

1. Ear Mechanism
2. Auditory Perception

## 3. Interactive System

1. Auditory Devices
2. 3D Audio
3. Synthesis of Auditory and other sensations
4. Auditory sensation and welfare engineering

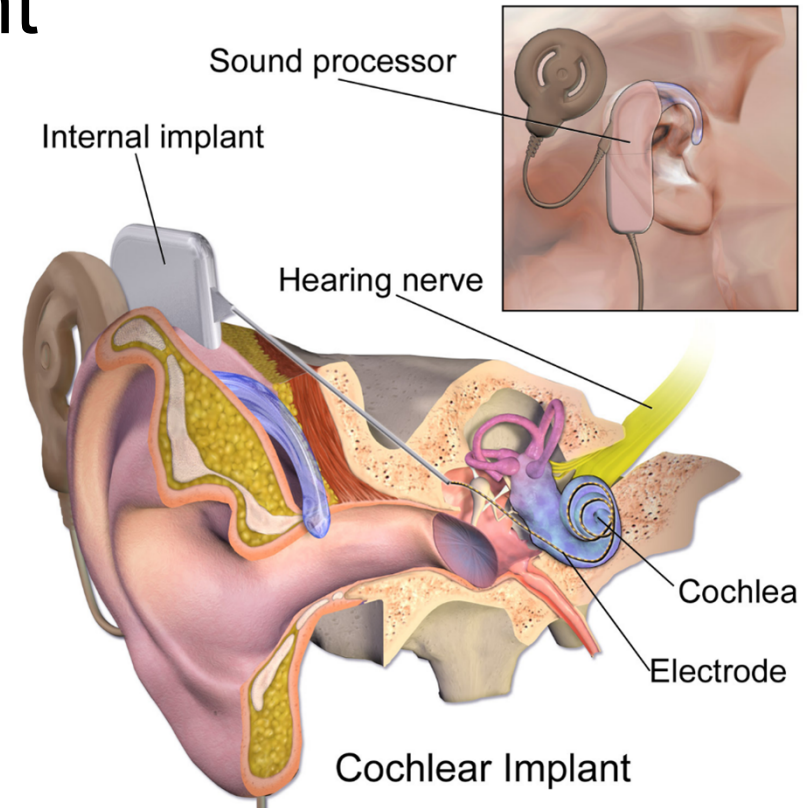


# 音と福祉工学／Sound in Welfare Engineering

- 聾啞者のサポート／Supporting deaf and mute
  - 人工内耳／Artificial inner ear
  - 人工咽頭／Artificial pharynx
- 視覚障害者のサポート／Supporting visually impaired
  - 感覚代行／Sensory substitution
  - 視覚障害者の障害物知覚／Obstacle avoidance ability of the blind
- 高齢者のサポート／Supporting elderly
  - 補聴器／Acoustic aid
  - 骨伝導スピーカ



# 人工内耳／Cochlear implant



Cochlear implant (wikipedia) [https://en.wikipedia.org/wiki/Cochlear\\_implant](https://en.wikipedia.org/wiki/Cochlear_implant)

- 歴史：ボルタが最初に50Vを耳内部にかけた。／History: Volta first applied 50V inside ear (around 1800).
- 体外：マイク、スピーチプロセッサ、送信コイル／External body: microphone, speech processor, transmission coil.
- 体内：受信コイル、アンプ、電極／Internal body: receive coil, amp, electrodes
- 電極は8～22対。蝸牛に挿入され、感覚神経を電気刺激。音として感じる／8 to 22 electrodes are inserted to cochlea, stimulating sensory nerves directly. 🔊

# 人工内耳 / Cochlear implant

人工内耳で音楽を～音程判別への挑戦

Joy of Music with Cochlear Implant

- Trying to Sing in Pitch -

[www.youtube.com/watch?v=UQFxkhFiLAM](http://www.youtube.com/watch?v=UQFxkhFiLAM)

人工内耳で音楽を～音程判別への挑戦



# 人工咽頭／electrolarynx



電動式人工喉頭 ユアトーン  
<http://www.first-med.co.jp/products/yourto ne.php>

Communication after laryngectomy.mov South East Coast Laryngectomy Support Groups (UK)  
<https://www.youtube.com/watch?v=R4azcU6i2IE>, <https://en.wikipedia.org/wiki/Electrolarynx>

- 咽頭ガン等で咽頭の摘出→声の元となる振動を作れない  
Pharynx is removed for cancer→Vibration cannot be generated
- 人工咽頭: 振動により声の元を作る。  
Artificial pharynx: Generate vibration, as a source of voice





(UIST2018) SilentVoice: Unnoticeable Voice Input by Ingressive Speech  
Masaaki Fukumoto



[https://www.youtube.com/watch?v=t41BtT9V\\_W4](https://www.youtube.com/watch?v=t41BtT9V_W4)

- 吸気による音声入力を提案. 全く声が外にもれない.



# 感覚代行1 / Sensory Substitution 1



Sonic Guide



聴覚による視覚代行

Substitute visual sensation by auditory sensation



# 感覚代行2 触覚による聴覚代行／Sensory Substitution 2

## Substitute auditory sensation by tactile sensation

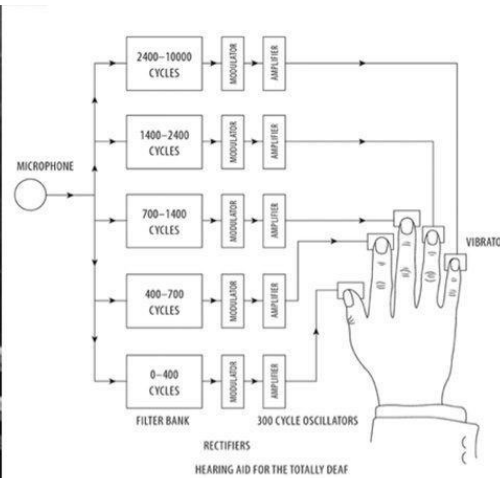

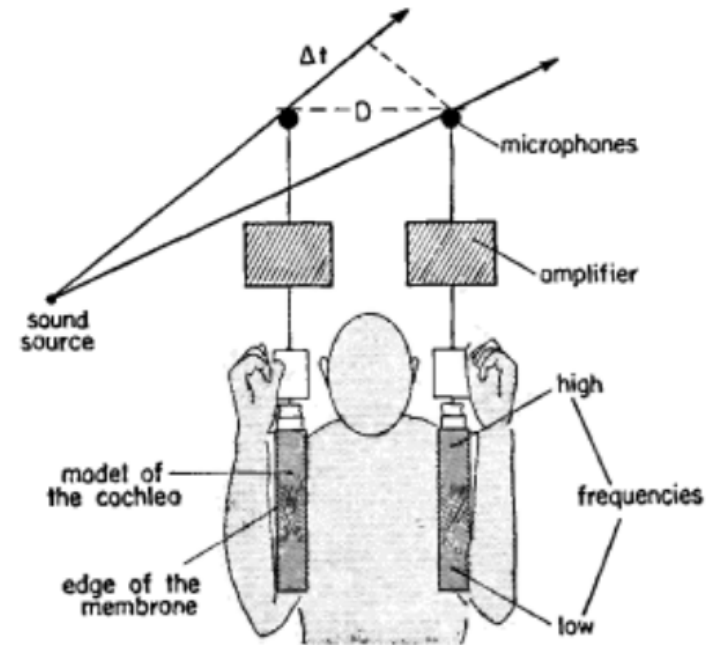
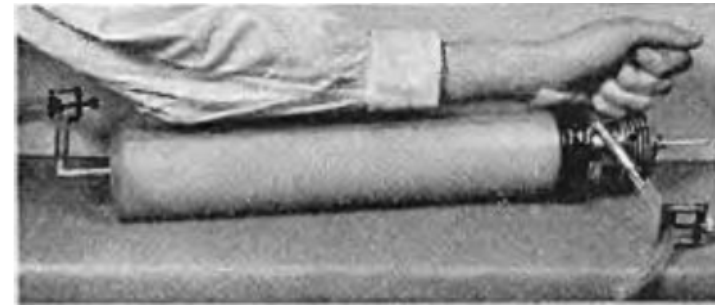


FIGURE 5. Designed and built by Norbert Wiener's cybernetics group at MIT in 1949, the hearing glove reproduced sound patterns as tactile sensations on the fingers of one hand. Wiener designed the device as a prosthesis and as a means to investigate the cybernetic principles of aural systems. From Norbert Wiener, *The Human Use of Human Beings: Cybernetics and Society* (Boston: Houghton Mifflin, 1950). Reprinted by permission of Houghton Mifflin Harcourt Publishing Company.



G.v. Bekesy(1955) Human Skin Perception of Traveling Waves Similar to Those in the Cochlea



[https://www.jstage.jst.go.jp/article/jasi/31/3/31\\_KJ00001454074/\\_pdf/-char/ja](https://www.jstage.jst.go.jp/article/jasi/31/3/31_KJ00001454074/_pdf/-char/ja)

触覚で音を聞く。基本アイデア：周波数分解して皮膚に分布提示

Frequency components are presented to different position of the skin, like cochlea.



# 視覚障害者の障害物知覚

## Obstacle sensation of the visually impaired

- アクティブセンシング／Active Sensing  
反響音の知覚による定位(エコロケーション)／  
Perceive location by sound “echo” (echolocation)
- パッシブセンシング／Passive Sensing  
周囲雑音の強さ、音色の変化により定位  
簡単には「音響的影」／  
Perceive obstacle by noise reduction (acoustic shadow) and change of tone color



# エコーケーション／Echolocation




Blind Kid uses Echolocation to "See"

<http://www.youtube.com/watch?v=YBv79LKfMt4>



# 音響的影の提示による障害物検知

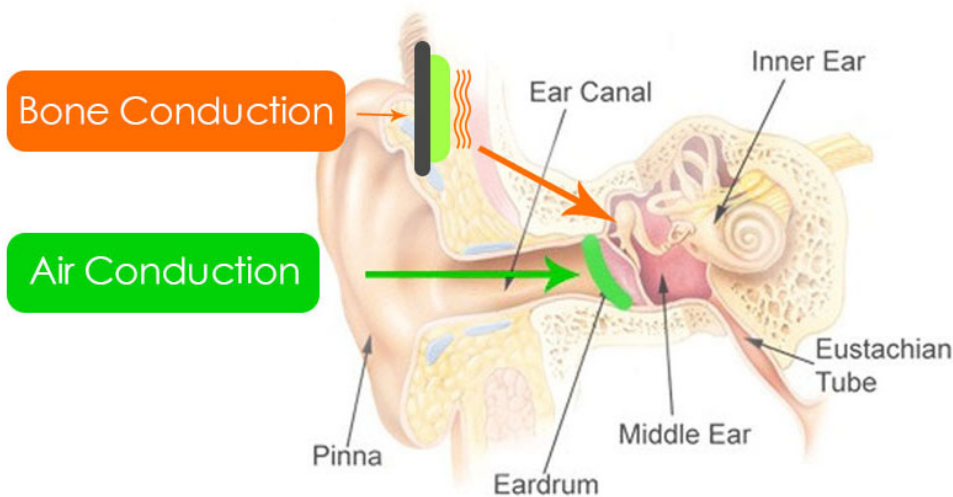
Obstacle avoidance by presenting acoustic shadow



松尾他：音響的影の提示による気配感覚の増強，日本バーチャルリアリティ学会 第12回大会論文集2007. **0 degree**

## 高齢者のサポート : 骨伝導

## Supporting elderly: hearing aid and bone conduction

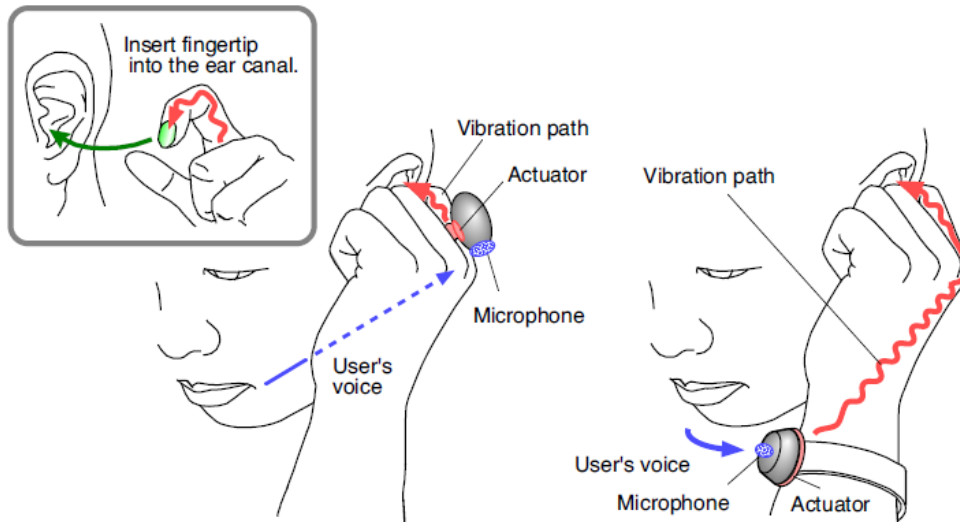


Bone conduction (Wikipedia) [https://en.wikipedia.org/wiki/Bone\\_conduction](https://en.wikipedia.org/wiki/Bone_conduction)

- 骨を振動させて音を伝える／  
Inner ear is directly vibrated by bone conduction
- 特に外耳, 中耳に問題がある難聴で威力を発揮／  
Effective if problems are in external ear or middle ear.



# Other ideas related to bone conduction



Fukumoto, A Finger-Ring Shaped Wearable HANDset based on Bone-Conduction, ISWC2005

<https://ieeexplore.ieee.org/abstract/document/1550779>



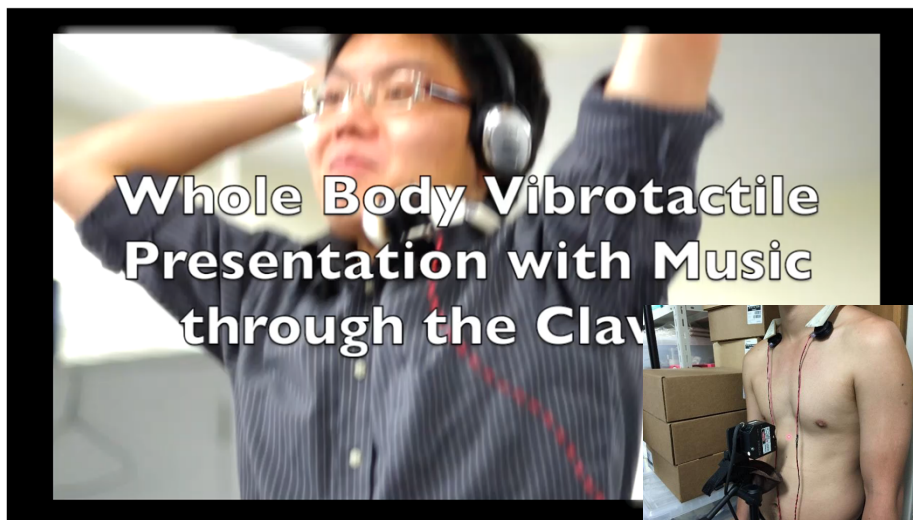
ORII Smart Ring: <https://orii.io/>  
[https://www.youtube.com/watch?v=Xwbn-Dpw\\_3E](https://www.youtube.com/watch?v=Xwbn-Dpw_3E)

## The Bone Fone: Radio Shack's Attempt At Making Collarbones Musical

By James Grahame



The Bone Fone was a floppy fabric covered tube that housed an AM/FM radio and two speakers. It was designed to be worn around the neck like a scarf, with the speakers resting on your collarbone. The idea, of course, was that sound was transferred directly from the little speakers into your body. I played with one briefly as a kid, but can't recollect what it felt or sounded like. It was marketed through Radio Shack, and I'm beginning to wish that I'd kept my dad's copies of their catalogs from the early 1980s.



R. Sakuragi, S. Ikeno, R. Okazaki, H. Kajimoto: CollarBeat: Whole Body Vibrotactile Presentation via the Collarbone to Enrich Music Listening Experience, ICAT2015



(CHI2016) SkullConduct: Biometric User Identification on Eyewear Computers Using Bone Conduction Through the Skull, Stefan Schneegass, Youssef Oualil, Andreas Bulling



[https://www.youtube.com/watch?v=5yG\\_nWocXNY](https://www.youtube.com/watch?v=5yG_nWocXNY)

後頭部から入力して前頭部で出力する骨伝導の特性によって個人認証.



# 小テスト／Mini Test 次回開始まで

以下の全てに100字以内程度で解答せよ／Answer all questions within 50 words

1. 耳介の役割について説明せよ Explain role of auricle
2. 外耳道の役割について説明せよ Explain role of external auditory meatus
3. ティンパノメトリーについて説明せよ Explain Tympanometry
4. 耳小骨筋反射について説明せよ Explain Stapedial Reflex
5. 内耳基底膜の働きについて説明せよ Explain role of basilar membrane.
6. 内耳有毛細胞の働きについて説明せよ Explain role of hair cells on the basilar membrane.
7. 耳音響放射について説明せよ Explain otoacoustic emission
8. フォルマントについて説明せよ Explain formant
9. ミッシングファンダメンタル現象について説明せよ Explain missing fundamental phenomenon
10. 無限音階について説明せよ Explain shepard tone
11. 低周波音の音源定位の方法について説明せよ Explain localization by low frequency sound.
12. 高周波音の音源定位の方法について説明せよ Explain localization by high frequency sound.
13. 上下方向の音源定位について説明せよ Explain localization of vertical sound position.
14. パラメトリックスピーカについて説明せよ Explain parametric speaker
15. マガーク効果について説明せよ Explain McGurk effect
16. 人工内耳について説明せよ Explain cochlear implant.
17. エコーロケーションについて説明せよ Explain echolocation

